



2023

Annual Report & Financial Statements

PEOPLE | TECHNOLOGY | SERVICE



Service

that never sleeps!



Talk to us today



+233 302 680884
+233 307 086370



info@zenithbank.com.gh
cardservices@zenithbank.com.gh



www.zenithbank.com.gh/live-chat

On Social Media



Zenith Bank Ghana Limited



Zenithbankghana



Zenith Bank Ghana Limited



Zenithbank_gh



CONTENTS**PAGES**

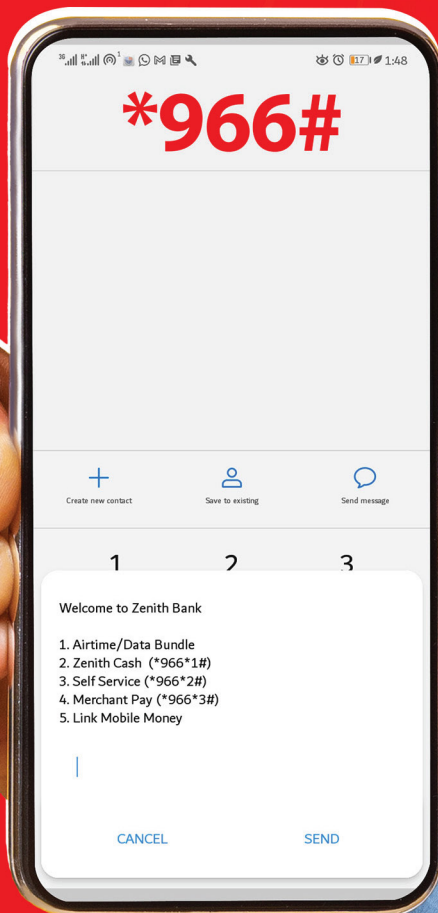
Corporate Information	1
Financials at a Glance	2
Financial Highlights	4
Corporate Profile and Strategy	6
Branch / Agency Network	8
Products and Services	11
Correspondent Banks	14
Board of Directors	16
Report of the Directors	17
Chairperson's Message	20
Executive Management	23
Chief Executive Officer's Review	25
Corporate Governance Report	31
Independent Auditor's Report	50
Statement of Comprehensive Income	55
Statement of Financial Position	56
Statement of Changes in Equity	57
Statement of Cash Flows	58
Notes to the Financial Statements	59
Value Added Statement	117
Corporate Social Responsibility / Corporate Events	118



*966#

EazyBanking for everyone...

- Open an Instant Account
- Top up Airtime
- Link Mobile Money Wallet to Account...and so much more



Sign up today!

For more information, visit www.zenithbank.com.gh or call **Zenith Direct** on **0302680884** or **0307086370**. You can also send us an email via info@zenithbank.com.gh

CORPORATE INFORMATION

BOARD OF DIRECTORS

Freda Duplan (Chairperson)
Henry Chinedu Onwuzurigbo (Managing Director)
Clifford Mensah (Executive Director)
Dame (Dr.) Adaora Umeoji, OON (Non-Executive Director) - Appointed December 20, 2023
Gabriel Ukpeh (Non-Executive Director)
Dr. Juliette Tuakli (Independent Non-Executive Director – (INED))
Kwasi Agyeman Boatın (INED)
Charles Nimako (INED) - Appointed March 30, 2023

SECRETARIES

Michael O. Otu
Daniel Agamah

AUDITOR

PricewaterhouseCoopers
Chartered Accountants
PwC Tower
A4 Rangoon Lane
Cantonments City
PMB CT 42, Cantonments
Accra - Ghana

SOLICITORS

Corporate Legal Concepts
Rehoboth Place
No.1 North Labone Estates, Accra

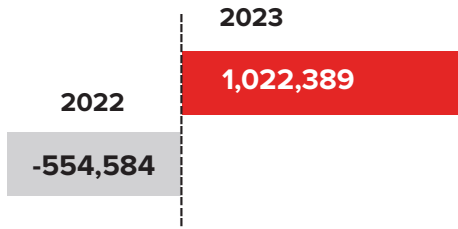
REGISTERED OFFICE

Zenith Heights
No. 37 Independence Avenue
PMB CT 393
Ridge, Accra

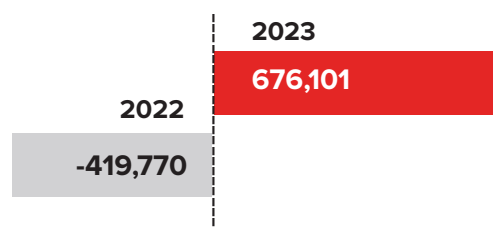
FINANCIALS AT A GLANCE

(All amounts are in thousands of Ghana Cedis)


NET PROFIT BEFORE TAX



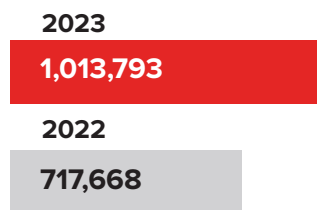
PROFIT AFTER TAX



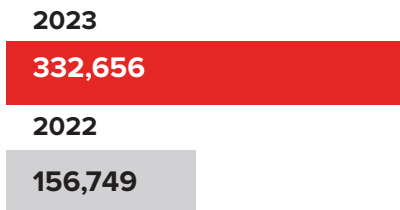
GROSS EARNING



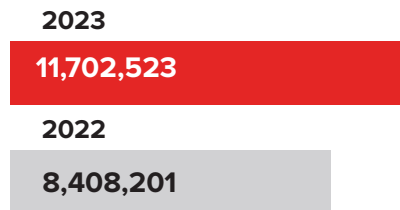
NET INTEREST INCOME



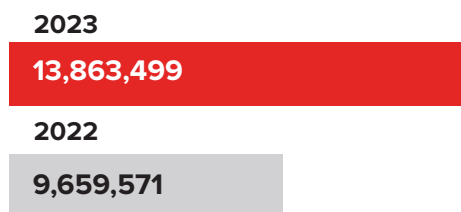
NET TRADING INCOME



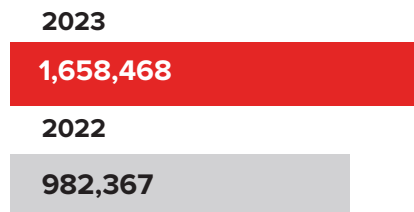
CUSTOMER DEPOSITS




TOTAL ASSETS



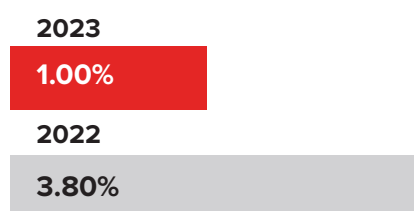
TOTAL EQUITY



NET LOANS AND ADVANCES



NPL RATIO



FINANCIALS AT A GLANCE *(continued)*

5 Year Financial Summary

(All amounts are in millions of Ghana Cedis)

	2019	2020	2021	2022	2023
Gross Income	947	1,013	958	1,413	1,990
Interest Income	767	849	949	1,061	1,379
Non-Interest Income	154	154	(4)	351	611
Operating Income	622	732	637	1,049	1,596
Profit Before Tax	353	467	334	(555)	1,022
Profit After Tax	246	338	220	(420)	676
Loans to customers	648	1,057	1,499	1,856	2,247
Total Assets	6,691	8,035	8,864	9,660	13,864
Customer Deposits	4,457	5,799	6,391	8,426	11,742
Stated Capital	400	400	400	400	400
Shareholders' Funds	1,119	1,457	1,554	982	1,659
Capital Adequacy Ratio	31%	43%	45%	39%	29%

Upgrade your business with a

Zenith POS!

Experience seamless transactions
and track sales with our POS!

Our POS devices also accept
Mobile Money Payments:

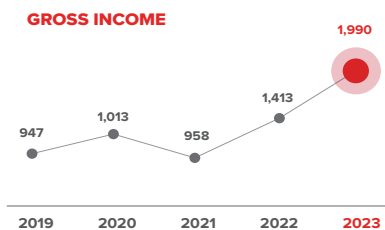


- ✓ **Fast**
- ✓ **Eazy**
- ✓ **Secure**

Get your POS today!

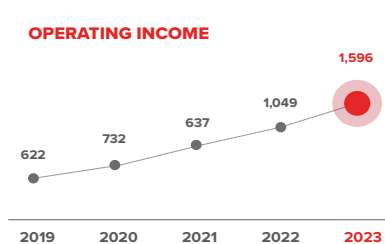
For further information, call Zenith Direct on **0302680884** or **0307086370**. or send an email to info@zenithbank.com.gh

FINANCIAL HIGHLIGHTS 2019-2023



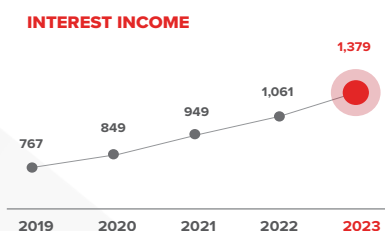
2023
1,990

2022
1,413



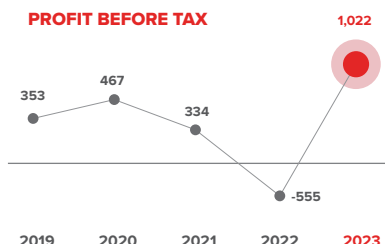
2023
1,596

2022
1,049



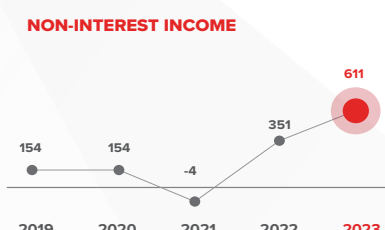
2023
1,379

2022
1,061



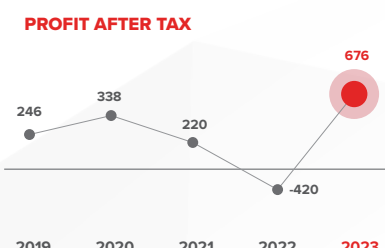
2023
1,022

2022
-555



2023
611

2022
351



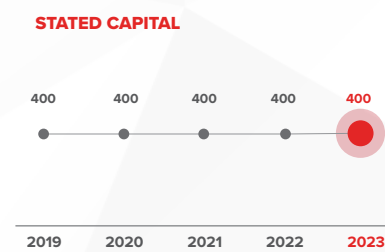
2023
676

2022
-420



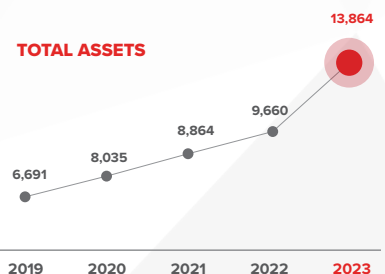
2023
2,247

2022
1,856



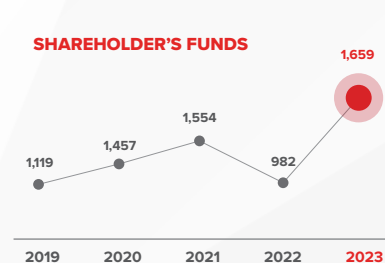
2023
400

2022
400



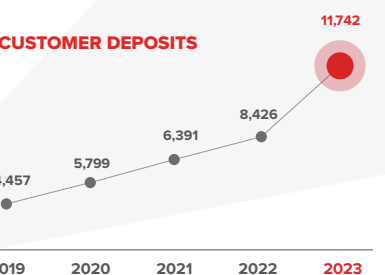
2023
13,864

2022
9,660



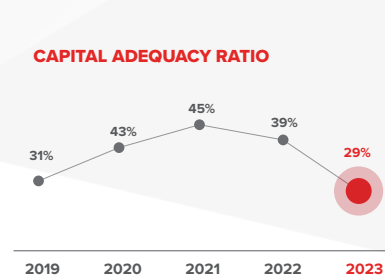
2023
1,659

2022
982



2023
11,742

2022
8,426



2023
29%

2022
39%



Grow your business
with
**The Zenith SME
Business Card**

Benefits

- ✓ Convenient
- ✓ 24/7 access to funds
- ✓ Secure payment channel
- ✓ Access to SME Practical skills training



Sign up today.

CORPORATE PROFILE & STRATEGY

HISTORICAL BACKGROUND

Zenith Bank (Ghana) Ltd, a subsidiary of Zenith Bank Plc was incorporated in April 2005 under the Companies Code, 1963 (Act 179) as a private limited liability company and licenced by the Bank of Ghana in September 2005 under the Banking Act, 2004 (Act 673) as amended by the Banking (Amendment) Act, 2007 (Act 738) to provide financial services under a Universal Banking Licence.

The Bank's parent, Zenith Bank Plc, has built a reputation as one of Nigeria's strongest banking brands and one of the country's largest banks by market capitalization, profitability and total assets.

Zenith Bank Ghana has followed sturdily in the footprints of its parent and is currently one of the strongest and most profitable banks in Ghana. Zenith is also one of the largest banks by asset size in the country. The Bank's branding has been anchored on continuous investment in people, technology, and excellent customer service.

The Bank has forty (40) business locations (branches and agencies) in Ghana. Other service delivery channels include the numerous ATMs and Point of Sales terminals strategically located in various cities and towns countrywide. The bank also offers mobile and internet banking services which enable customers to access banking services on-the-go. Zenith's main objective for deploying these state-of-the-art delivery channels is to bring banking services closer to its customers while ensuring the service is faster, easier and better than anything customers have ever experienced.

Over the last eighteen (18) years, Zenith has improved its capacity, size, market share, and industry rankings in all parameters. The Bank has built financial, structural and technological muscle and has established its presence across the country. Today, Zenith Bank (Ghana) Limited is an epitome of a stable and strong organization with a brand and customer service which is the envy of its peers.

The Bank's performance in 2023 received local and international recognition in the areas of exceptional financial performance, banking excellence, excellence in customer service, superior technology solutions, etc. In addition to many others, the Bank was adjudged:

- **Best Banking Group 2023, Ghana** – World Finance Awards 2023
- **Best Corporate Governance Company, Ghana 2023** - Global Brand Awards 2023
- **Best Retail Bank for Customer Service, Ghana 2023** - Global Brand Awards 2023
- **Financial Institution of the Year (Ghana)** - West Africa Business Excellence Awards 2023
- **Banking Brand of the Year** - Ghana Corporate Brands Awards
- **Trade Finance Bank of the Year Category** - Ghana Credit Excellence Awards
- **Bank of the Year 2023 (Ghana)** - Global Excellence Awards 2023
- **Outstanding Marketing Team of the Year (Silver Category - Banking)** - 5th National Communications Awards 2023
- **Innovative Banking App of the Year (Z-Mobile App)** - 5th Women's Choice Awards Africa
- **5 Stars in Service Delivery (Consumer Banking Category)** - 34th CIMG National Marketing Performance Awards
- **5 Stars in Service Delivery (Business Banking Category)** - 34th CIMG National Marketing Performance Awards
- **5 Stars in Customer Satisfaction (Consumer Banking Category)** - 34th CIMG National Marketing Performance Awards
- **5 Stars in Customer Satisfaction (Business Banking Category)** - 34th CIMG National Marketing Performance Awards

VISION AND STRATEGIC OBJECTIVES

The vision of the Bank is “to be a reference point in the provision of prompt, flawless and innovative banking services in the Ghanaian banking industry”. In pursuance of this vision, the Bank has been set out to distinguish itself in the banking industry through its service quality and drive for the provision of a unique customer experience. As a result, the Bank is easily associated with the following attributes:

- Innovation
- A stable and dedicated management team
- Highly skilled personnel
- Leadership in the use of ICT
- Strategic distribution channels
- Good asset quality
- Excellent financial performance

The strategic objective of the Bank includes the continuous improvement of its capacity to meet customers' increasing and dynamic banking needs as well as sustain high quality growth in a volatile business environment through:

- Investment and deployment of state-of-the-art technology and ICT platform.
- Recruitment, motivation, and retention of the best human resource.
- Investment in training and re-training of our personnel.
- Investment in branch network expansion and thus bringing quality banking services to our teeming existing and potential customer base.
- Investment in new product development with the aim of addressing customers' changing lifestyles, the need for convenience and improving customers' banking experience.

CUSTOMER SERVICE

Zenith is a customer focused bank which basks in the delight of its customers. Recognizing that the Bank is in business because of the invaluable support and patronage of customers, Zenith continues to ensure that customer satisfaction remains at the centre of its service provision.

CUSTOMER BASE

Zenith Bank Ghana has re-defined banking on many other fronts. Through immense investments, we have acquired the ability to stay in the forefront of such fast-growing services such as internet banking, mobile banking, electronic payments, Visa payment systems, MasterCard, China Union Payments as well as many other key programs that provide customers with greater speed, accuracy and options. The result has been a nationwide, well-connected bank developed to the specifications of its customers and other stakeholders and thus giving them great value.

The Bank's service offerings cover most aspects of banking and are tailored to the banking needs of our customers with emphasis on the following major market segments and lines of business:

- Corporate Banking
- Multilaterals
- Public Sector
- Financial Institutions
- Telecoms & Fintechs
- Aviation & Hospitality
- Construction & Real Estate
- SME & Retail Banking
- Transactional Banking
- Mining & Exports
- Energy
- Commercial Banking
- Maritime
- Agric and Agribusiness

GROWTH AREAS AND NEW PRODUCT LINES

Zenith Bank believes that strategic development and deployment of e-Business products and platforms are key competitive factors in the banking industry. The Bank's target therefore is to dominate the market by continuously introducing innovative banking products for specific industries/customers. Zenith will continue to focus on the following markets and products:

- Corporate Customers
- Retail Customers/SMEs and the Unbanked population
- Card Services
- Online, mobile, and in-shop payment solutions
- Third party collaborations
- Agency Banking
- Bancassurance

The Bank's growth and marketing plans will seek to optimize our strengths to maximize available opportunities, minimize identified threats while taking steps to mitigate the effects of observed weaknesses.

Given the Bank's commitment to service excellence, a robust IT platform, the resourcefulness of its work force as well as its huge balance sheet size and sound financial ratios, Zenith Bank Ghana is in a good position to sustain and consolidate its growth trajectory and market share as well as take advantage of the emerging opportunities in the economy.

Zenith Bank Ghana is confident that its overall strategic objectives and envisaged financial growth would be achieved and that the Bank would remain in the forefront amongst banks in the country in terms of profitability, size, assets quality and all other performance parameters.

ZENITH BANK

Head Office

Zenith Heights, No. 37 Independence Avenue, Accra
Call Centre – Tel: (+233) 302611500 / 202429728
Zenith Direct (24hr Customer Contact Centre) –
Tel: (+233) 302680884 / 0542000111

Achimota Branch

C26/30 Adjacent Neoplan
Accra – Nsawam Road, Achimota
Tel: 0307020183

Adum Branch

Plot 176, Old Town
Section B, Bogyawe Road
Adum – Kumasi
Tel: (+233) 3220 49512 – 3
0322049514

Akosombo Branch

Church Ridge
P. O. Box AB 270, Akosombo
Tel: (+233) 343 021742
(+233) 343 021733
(+233) 578 888729

Ashaiman Branch

Ashaiman Shell Filling Station,
Ashaiman - Klagon Road
Ashaiman
Tel: (+233) 3070 01644

Bolgatanga Branch

Tanzui, N10 Road
Bolgatanga
Tel: (+233) 3070 00227 – 30

Cape Coast Branch

Cafeteria Road, UCC New Site
University of Cape Coast
Tel: (+233) 303 966086

East Legon Branch

Lagos Avenue, East Legon, Accra
Tel: 0578888728

Graphic Road Branch

Tamakloe House
45 Ring Road Industrial Estates
South Extension
Tel: (+233) 307 001079

Ho Branch

V Block
Ho Polytechnic Campus
Tel: (+233) 3620 25582 / 3620 25608

**BRANCH/ AGENCY
NETWORK**

Koforidua Branch

No. OG/A 37 Oguava
Koforidua, Eastern Region
Tel: (+233) 3420 25563

Kojo Thompson Road Branch

No. 63 Kojo Thompson Avenue, Accra
Tel: (+233) 302 681966

Kumasi Main Branch

Plot No. 22, Block T
Ahodwo Road, Adiebeba
Tel: (+233) 3220 83241

Labone Branch

House No. F166-6
North Labone, Accra
Tel: (+233) 578 888726

North Industrial Area Branch

32 Kakatsofa Street, Kaneshie, Accra
Tel: (+233) 302 255160

Patrice Lumumba Road Branch

Plot No. A.229
Patrice Lumumba Road
Airport Residential Area
Tel: (+233) 302 774090

Premier Towers Branch

Liberia Road, Accra
Tel: (+233) 307 011386

Sakaman

House No. H/202, Winneba Road
Sakaman, Accra
Tel: (+233) 057 8888727

Spintex Road Branch

18 Ayiku Lane, Spintex Road
Tel: (+233) 302 815594

Suame Branch

Plot 53 A, Tarkwa Makro, Suame
Tel: (+233) 322 043020 / 3220 43025

Sunyani Branch

Former GNTC Building
Plot No. 54, Sunyani
Tel: (+233) 3520 25888

Takoradi Market Circle

Market Circle, Takoradi
Tel: (+233) 312 032066

Takoradi Harbour Branch

No. 49A Nzema Road
Opposite European Hospital
Takoradi
Tel: (+233) 312 023363

Takyi Plaza Branch

Plot 40 Spintex Road
Ledzokuku Municipality
Greater Accra Region
Tel: (+233) 307 001230 / 307 001231

Tamale Branch

Aboabo Market, Tamale
Tel: (+233) 3720 27420 -21

Tarkwa Branch

St. Matthew's Roman Catholic Park
Tarkwa Abooso Rd., Tarkwa
Tel: (+233) 3123 21294-99

Tema Community One Branch

Meridian Drive
Community One, Tema
Tel: (+233) 307 001078

Tema Industrial Area Branch

Plot No. Ind/A/23/1
Heavy Industrial Area, Tema
Tel: (+233) 307 010514 - 5

Tema Metropolitan Assembly Branch

Tema Metropolitan Assembly Work Yard
Market Road
Tema Community One
Tel: (+233) 577 850425 -26 /
307 021087

Trade Fair Branch

Burma Camp Road
La-Accra
Tel: (+233) 302 781421 /
(+233) 302 781443

Bui Agency

H/No. BJA/JRC/ 046, Jama
Northern Region
Tel: (+233) 0266 362944

Free Zones Agency

Plot A
Tema Export Processing Zone, Kpone
Tel: (+233) 307 079371-72

GREL Agency

Main Building, Ghana Rubber Estate Ltd.
Abora-Takoradi
Tel: (+233) 020-6578722

Kantamanto Agency

Tarzan House
Mamleshie Road
Accra - Central
Tel: (+233) 0577 690909

KNUST Agency

SF 5, Jubilee Mall Complex
Commercial Area- KNUST
Kumasi
Tel: (+233) 0576220851

Kotoka International Airport Agency

Arrival Hall
Kotoka International Airport
Tel: (+233) 577 279344

Kotokuraba Market Agency

Shop Number CGS02
Kotokuraba Market Complex
Cape Coast
Tel: (+233) 578 171699 / 578 172077

Kumasi Polytechnic Agency

O.A. Transport Street
Tel: (+233) 3220 48249 /
3220 48250 - 51

Tamale Polytechnic Agency

GETFUND Hostel-Tamale Polytechnic
Tamale
Tel: (+233) 0577 690894

UDS Agency

G035 Block C-UDS Intentional
Conference Centre
Tamale
Tel: (+233) 0577 690893

Winneba Agency

Co-operative Credit Union Complex
University of Education - Winneba
Tel: (+233) 3370 10056 / 3370 10057

Convenience should not be a luxury.

Make payments, track expenses and manage your bank account anytime, anywhere with the **ZMobile App**.



ZMOBILE...
EEE-Z does it!

Download the **ZMobile Ghana App** from the Google Playstore or the App Store.



PRODUCTS & SERVICES

Zenith SME Business Card

The Zenith SME Business Card is a Visa Debit card issued to the Bank's SME account holders for secure payments for goods and services. With a Zenith SME card, cardholders enjoy:

- SME practical training skills
- Business services at discounted prices
- Access to business offers
- SME Loans
- Asset Finance
- Access to a credit card
- 24/7 access to funds
...and much more

Zenith Aspire Account

The Zenith Aspire Account has been designed to focus on and enhance the lifestyle of students in tertiary institutions. The Aspire account provides a platform for students to experience the amazing benefits of being Zenith Bank account holders. Account holders enjoy 50% reduction on all regular bank charges.

Zenith Diaspora Account

The Zenith Diaspora account affords Ghanaians resident abroad the opportunity to open and operate an account from anywhere in the world. Benefits to account holders include:

- Free Zenith-to-Zenith standing orders
- Free monthly e-statements
- Access to a complete suite of Zenith e-banking solutions
- 24/7 access to cash withdrawals and payment on all approved channels of the Bank
- Safe haven for nationals working abroad to build funds and invest in their home country
- Opportunity to repatriate earnings to Ghana

Zenith Timeless Account

The Zenith Timeless account is a free banking account designed for senior citizens aged 58 years and above and anyone on voluntary retirement. The account can be a cedi savings or current account and account holders are given

priority banking without charges. Some account benefits include priority service, zero charges, interest-bearing and access to pension loans to help meet one's financial commitments.

Z-Woman

Z-Woman is a lifestyle service that focuses on females and female owned businesses. The service is dedicated to improving the financial literacy and economic growth of women who have a Zenith Bank account or seek to open a Zenith Bank account. Some benefits of the service include:

- Exclusive discounts from our key partners for platinum card holders
- Periodic webinars for the Z-Woman on health & beauty, entrepreneurship, financial planning, etc
- Credit Facilities for entrepreneurs

*966#

*966#, Zenith Bank's USSD Service enables customers to access various banking services and carry out banking transactions via their mobile phone. The *966# functions work on both smart and non-smart mobile devices. The service allows customers to check account balance, view mini statements, transfer funds, link mobile money wallet to bank account, buy airtime for all networks (via account, via wallet), pay bills, pay merchants and effect self-service transactions such as request for cheque book, request for account statement, change or reset PIN, etc. With *966#, non-account holders can open an instant account with Zenith Bank and enjoy all the benefits of this service.

GlobalPAY

GlobalPAY is an online payment platform that allows merchants to accept card and mobile money payments for goods and services.

ZMobile

ZMobile, the Zenith Mobile Banking App enables you effect instant interbank transfers, set up beneficiaries, top up investments, pay utility bills and so much more right from your mobile phone. Download the 'ZMobile Ghana' app from Play Store or the App Store.

Zenith Merchant Pay

Make payments the easy way – simply dial *966# and follow the prompts or scan the QR code at merchant outlets to make cashless payments.

Zenith Internet Banking

Avoid the queues. Carry out transactions and requests on your Individual or Corporate account anytime, anywhere via Zenith Internet Banking.

Zenith Point of Sale Terminal (POS)

Your business can accept payments from customers with Mastercard, Visa, Diners Club, China Union Pay, Eazypay GH Dual Card and mobile money.

Platinum Banking

Zenith Bank's Platinum Banking service offers personalized solutions as well as an exclusive bouquet of electronic banking products and services to high-net-worth individuals. Customers are assured of a first-class private banking experience and the highest quality of service.

Visa Cards

The Bank issues four (4) Visa cards to make business transactions easier, timely and safer.

- Zenith Visa Classic Debit card
- Zenith Visa Classic Prepaid card
- Zenith Visa Classic Credit card
- Zenith Visa Platinum Debit card

PRODUCTS & SERVICES

MasterCard

The Bank issues six (6) MasterCards which allow holders to withdraw cash or pay for goods and services worldwide.

- Zenith MasterCard Debit Card
- Zenith MasterCard Prepaid Card
- Zenith MasterCard Platinum Prepaid Card (Executive Travel Wallet card)
- Zenith MasterCard Platinum Credit
- Zenith MasterCard Corporate Debit Card
- Zenith MasterCard Corporate Prepaid Card

Global Travel Wallet Card

This is an instant Visa prepaid foreign currency denominated card, issued to travellers by Zenith Bank in partnership with participating foreign exchange bureaux. Among other benefits, the card eliminates the risk of exchange rate fluctuations.

Bank Direct

A product that enables Visa card holders to receive and send money into their bank accounts instantly.

Other e-Business Products

- Z-Prompt (Transaction Notification)
- EazyPay & ATM Services (EazyCash)
- Collection Solution (School, airlines, etc.)
- Draft Issuance Service (DIS)

Zenith Children's Account (ZECA)

ZECA is a special savings account which seeks to nurture savings behaviour in minors up to the age of eighteen (18) and provides guardians with a financial management tool.

Zenith Children's Account Plus (ZECA Plus)

ZECA Plus is a specialized top of the range savings product for children between 0-12 years. With ZECA Plus, you earn high interest and enjoy fantastic benefits.

Zenith Investment Plan Account (ZIPA)

ZIPA is an investment instrument designed to build up adequate financial resources for future use. It has been packaged for corporate bodies, associations, fund managers and investment clubs. ZIPA is ideal for managed funds and welfare funds.

Zenith Society Account (Z-Society)

An investment account designed for clubs, societies, associations and social organizations to offer funds management services at very attractive interest rates.

Custodian Services

The Bank's Custodian Services is run in line with global best practice with the aim of being the benchmark for excellence in the Custodian Services industry in Ghana. Services provided include:

- Safekeeping
- Settlement
- Cash Management
- Pensions
- Mutual Funds

Other Banking Services

Domestic Account

Current Account
Savings Account
Clubs/Public/Partnership Current Account
Sole Proprietorship Current Account

Foreign Account

Foreign Currency Account
Foreign Exchange Account

Treasury

Treasury Bills Investment
Zenith Investment Savings Account (ZISA)
Zenith Investment Retirement Account (ZIRA)
Commercial Paper (CP)
Bankers' Acceptance (BA)

Trade

Letters of Credit
Bills for Collection
Export Finance
Structured Short-Term Loans
Bonds & Guarantees



Secure your child's future with

ZECA

Zenith Children's Account

ZECA+

Zenith Children's Account Plus



Open a ZECA or ZECA Plus Account at any Bank branch today!

For further information, kindly call Zenith Direct on 0302680884 or 0307086370 or visit www.zenithbank.com.gh

CORRESPONDENT BANKS



Bank of Beirut (UK) Limited

17A Curzon Street
London
W1J 5HS
United Kingdom

Citibank N. A., London

Citigroup Centre
33 Canada Square
Canary Wharf
London E14 5LB

Citibank New York

111 Wall Street
New York, NY 10005

Commerzbank AG

Commerzbank AG,
Kaiserplatz,
60261 Frankfurt am Main,
Germany.

Ghana International Bank, London

69 Cheapside
P.O. Box 77
London EC2P 2BB
United Kingdom

JP Morgan Chase Bank NA

Global Implementation Project Management
1 Chaseside
Bournemouth
BH7 7DA
UK

Stanbic Bank, Cote D'Ivoire

Immeuble Stanbic
26 BP 701 Abidjan 26
Blvd Valery Giscard d'Estaing (VGE),
Côte d'Ivoire

Standard Chartered Bank, China

Century Avenue
201, Standard Chartered Tower
118, Pudong
Shanghai, China

Zenith Bank (UK) Limited

39 Cornhill Road
London
EC3V 3ND
United Kingdom



**CORPORATE
GOVERNANCE**

BOARD OF DIRECTORS



Freda Duplan

Chairperson



Henry Chinedu Onwuzurigbo

Managing Director/ CEO



Clifford Mensah

Executive Director



Dame (Dr.) Adaora Umeoji, OON

Non-Executive Director



Gabriel Ukpeh

Non-Executive Director



Dr. Juliette Tuakli

Independent Non-Executive Director



Kwasi Agyeman Boatin

Independent Non-Executive Director



Charles Nimako

Independent Non-Executive Director

REPORT OF THE DIRECTORS

The Directors in submitting to the shareholders the financial statements of the Bank for the year ended 31 December 2023 report as follows:

Directors' Responsibility Statement

The Bank's Directors are responsible for the preparation of the financial statements that give a true and fair view of Zenith Bank (Ghana) Ltd's financial position at 31 December 2023, and of the profit or loss and cash flows for the year then ended, and the notes to the financial statements which include a summary of significant accounting policies and other explanatory notes, in accordance with International Financial Reporting Standards with the IAS 29 Directive issued by the Institute of Chartered Accountants Ghana (ICAG), and in the manner required by the Companies Act, 2019 (Act 992), and the Banks and Specialised Deposit Taking Institutions Act, 2016 (Act 930). In addition, the directors are responsible for the preparation of this directors' report.

The Directors are also responsible for such internal control as the Directors determine is necessary to enable the preparation of financial statements that are free from material misstatement, whether due to fraud or error, and for maintaining adequate accounting records and an effective system of risk management.

The Directors have made an assessment of the Bank's ability to continue as a going concern and have no reason to believe the business will not be a going concern.

Financial results and dividend

The financial results of the Bank for the year ended 31 December 2023 are set out in the attached financial statements, highlights of which are as follows:

31 December	2023	2022
	GH¢'000	GH¢'000
Profit/(loss) before tax is	1,022,388	(554,584)
from which is (deducted)/added tax of	(346,288)	134,814
giving a profit/(loss) after tax for the year of	676,100	(419,770)
(Less)/add net transfer to statutory reserve fund and other reserves of	(74,808)	9,735
leaving a balance of	601,292	(410,035)
less dividend paid of	-	(152,000)
to which is added a balance brought forward on retained earnings of	127,765	689,799
leaving a balance of	729,057	127,764

In accordance with Section 34(1) (b) of the Banks and Specialised Deposit Taking Institutions Act, 2016 (Act 930), an amount of GH¢84,512,584 (2022: GH¢Nil) was transferred to the Statutory Reserve Fund from profit for the year, bringing the cumulative balance on the Statutory Reserve Fund to GH¢529,411,072 (2022: GH¢444,898,488) at the year end.

The directors do not recommend the payment of dividend for the year ended 31 December 2023, just like for the year ended 31 December 2022.

REPORT OF THE DIRECTORS

Nature of Business

The Bank is authorised by Bank of Ghana to carry on the business of universal banking. There was no change in the nature of business of the Bank during the year.

Holding Company

The Bank is a subsidiary of Zenith Bank Plc, a company incorporated in the Federal Republic of Nigeria and licensed to undertake all banking and related services.

Interest in other Body Corporates

The Bank had no subsidiaries or associate entities during the year or as at year end.

Corporate Social Responsibilities

The Bank spent a total of GH¢832,304 (2022: GH¢ 609,662) on corporate social responsibilities during the year. These are mainly in the form of educational scholarship for needy children and major social events.

Audit fee


Audit fee for the year ended 31 December 2023 is disclosed in Note 14 to the financial statements.

Capacity of directors

The Bank ensures that only fit and proper persons are appointed to the Board after obtaining the necessary approval from the regulator, Bank of Ghana. Relevant training and capacity building programs, facilitated by the Ghana Banking College and the Bank of Ghana, are put in place to enable the Directors discharge their duties. All the directors have been certified for attending such training during the year.

Directors

The names of the Directors who served during the year are provided on page 1. No director had any interest at any time during the year, in any contract of significance, other than a service contract with the Bank. No Director had interest in the shares of the Bank.



Freda Duplan (Chairperson)

Auditor

The tenure of the current auditor, PricewaterhouseCoopers, has come to an end in line with Section 81 (4) of the Bank's and Specialised Deposit-Taking Institutions Act, 2016 (Act 930) having served for a period of six (6) years. The bank has commenced the processes of getting a replacement in line with Section 139 (5) of the Companies Act, 2019 (Act 992) and Section 81 of the Banks and Specialised Deposit-Taking Institutions Act, 2016 (Act 930).

Approval of the financial statements

The financial statements of the Bank were approved by the Board of Directors on 8 March 2024 and were signed on their behalf by:



Henry Chinedu Onwuzurigbo (MD/CEO)

ZENITH BANK AWARDS 2023



World Finance Banking Awards
Best Banking Group



5th National Communication Awards 2023
Outstanding Marketing Team of the Year (Silver Category - Banking)



Ghana Corporate Brands Awards 2023
Banking Brand of the Year



Ghana Credit Excellence Awards
Trade Finance Bank of the Year 2023



5th Women's Choice Awards Africa
Innovative Banking App of the Year



Ghana West-Africa Business Excellence Awards 2023
Financial Institution of the Year (Bank)


34th CIMG National Marketing Performance Awards



Consumer Banking
• 5-Stars in Service Quality
• 5-Stars in Customer Satisfaction

Business Banking
• 5-Stars in Service Quality
• 5-Stars in Customer Satisfaction

Global Brands Magazine Awards 2023



Best Retail Bank for Customer Service (Ghana)

Best Corporate Governance Company (Ghana)



Presidential Honour for Distinguished Service (Platinum)

In Recognition of Distinguished Humanitarian Services to the People of Ghana During the Covid-19 Period



Freda Duplan

Chairperson

CHAIRPERSON'S MESSAGE

INTRODUCTION

Dear Shareholders, Board Members, Ladies and Gentlemen, you are cordially welcomed to this year's Annual General Meeting of our great institution. I am humbled to present to you the Annual Report and Audited Financial Statements of the Bank for the year ended 31 December 2023.

As you are aware, we started the year with a cloud of uncertainty over the future of the economy and the banking system, in the wake of the economic challenges facing the country at that time. You will recall the volatile macroeconomic environment and the unsustainable levels of the country's debt that compelled the government to approach the International Monetary Fund (IMF) for a programme to rescue these developments. This necessitated the launch of the Domestic Debt Exchange Programme (DDEP), the introduction of several revenue mobilisation and austerity measures to restore economic stability and stimulate growth.

Distinguished shareholders, this was the environment within which the Bank conducted its operations in 2023, but I am glad to report that, as a bank, we were able to weather the storm and wish to present to you the Bank's performance for the year under review.

ECONOMIC AND MARKET ENVIRONMENT

As noted above, the past year was defined by significant economic shifts, globally and within Ghana. The global economy, as estimated by the International Monetary Fund (IMF), slowed down from 3.5 percent in 2022 to 3.1 percent in 2023. Global inflation is also projected to drop from 9.2 percent in 2022 to 6.9 percent in 2023, owing to stricter monetary policies and falling commodity prices.

CHAIRPERSON'S MESSAGE

In Ghana, we navigated high inflation, which peaked at 54.1 percent in December 2022 before easing to 23.2 percent at the end of 2023. Provisional data on gross domestic products (GDP) for the first three quarters of 2023 put the growth rate at 2.8 percent compared with 3.3 percent for the same period in 2022. The Cedi also experienced marked depreciation against major currencies, though its 2023 full year depreciation against the USD of 27.8 percent was better than the 30 percent recorded in 2022.

Generally, the country's macroeconomic performance witnessed some improvement, year-on-year, on the back of the IMF programme. The reliefs granted by the Bank of Ghana also provided cushion for the general stability of the banking sector.

The effect of the challenges in the economy on the Bank's operations was minimal as we leveraged on our strong balance sheet and took advantage of the reliefs provided by the Bank of Ghana to support the businesses of customers, which led to significant value addition to stakeholders.

FINANCIAL PERFORMANCE

In 2023, there was a rebound in key financial performance indices compared with the depressed results recorded in the previous year. The Bank recorded its best ever profit before tax of GH¢1 billion in 2023, from a loss position of GH¢555 million in 2022. The corresponding profit after tax also improved from a loss of GH¢420 million in 2022 to GH¢676 million in 2023, by a whopping 261 percent. The Bank achieved a growth of 44 percent in total assets from GH¢9,660 million in 2022 to GH¢13,863 million in the current year. This growth was funded by a 39 percent increase in deposits to GH¢11,742 million in 2023, from GH¢8,426 million in 2022.

The improved financial performance contributed to a significant increase in shareholder value. The Bank's earnings per share grew from a negative GH¢0.10 in 2022 to GH¢0.17 in 2023. Return on equity also increased from a negative 33 percent last year to 51 percent in 2023. The Bank remained well capitalised with a Capital Adequacy Ratio of 29 percent, which is above the regulatory requirement of 10 percent and the 2023 industry average of 13.9 percent.

This performance is a testament to the resilience of the Zenith brand to withstand shocks and to take advantage of the inherent prospects in its operating environment to create value for key stakeholders.

DIVIDEND

In the wake of the DDEP and as part of measures to ensure the soundness and stability of the banking sector, the Bank of Ghana directed Banks to suspend the declaration and payment of dividend. Consequently, the Board is unable to propose any dividend payment in respect of the 2023 financial year, notwithstanding the improvement in the Bank's financial performance.

Given the current trajectory of the Bank's performance, the Board hopes to resume the payment of dividend to shareholders once the regulator reviews this directive.

BOARD OF DIRECTORS

Mr. Charles Boakye Nimako was appointed to the Board as an Independent Non-Executive Director. He was granted approval by the Bank of Ghana on March 30, 2023. Similarly, Dr. Adaora Umeoji, the Deputy Managing Director of the Zenith Bank Group, was appointed to the Board as a Non-Executive Director. Her appointment was approved by the Bank of Ghana on December 20, 2023. The new Directors bring to the Board a rich experience in diversified specialised areas, and their addition is expected to enrich the Board's deliberations and contribute to the growth of the Bank.

CORPORATE GOVERNANCE

The Bank continues to observe good corporate governance practices in all aspects of its operations. As part of measures to strengthen its oversight responsibilities and secure the investment of shareholders and customers, the Board ensured compliance with the provisions of the Corporate Governance Directive 2018 and other best practices. A summary of the key activities undertaken by the Board in 2023 is as follows:

Disclosures: In accordance with the Board Corporate Governance Disclosure Directive issued by the Bank of Ghana in May 2022, the Board provided the external auditors with all the relevant information and disclosures to enable them to assess the level of compliance with the said directive.

Training: In order to equip the Directors with the relevant knowledge and skill set to effectively discharge their duties in the dynamic landscape, the Directors successfully participated and completed the Annual Corporate Governance Certification Program. The programme was facilitated by the National banking College. Two Directors are scheduled to complete their outstanding modules in the first quarter of 2024. In addition, the Board participated in an offshore training on "Driving Value through Corporate Governance (Strategy Oversight, Risk Oversight, Board Decision-Making, and Stakeholder Management)" organised by Maddison Pine in Mauritius, in November 2023. The Bank also organised onshore training programmes on relevant topics in 2023 for the Board.

Independent External Evaluation: In line with Sections 47 and 48 of the Corporate Governance Directive, 2018, the Board engaged Ernst & Young to undertake an extensive independent assessment of the Board's processes and performance, individual Board members, and the Board sub-committees. The report concluded that the Board substantially complied with the provisions of the Corporate Governance Directive, 2018, but also identified key areas for improvement. The Board has since put in place remediation measures to address these concerns.

CHAIRPERSON'S MESSAGE

CORPORATE SOCIAL RESPONSIBILITIES

The Bank values its relationships with the communities and people within its catchment areas. Consequently, as part of its corporate social responsibilities, the Bank spent an amount of GH¢832,304 on educational scholarships for underprivileged children, and as donations for major social programmes.

OUTLOOK

As we look towards 2024, the economic forecast by the IMF suggests a landscape of recovery and growth. Global economic growth is expected to slightly decelerate, with the easing of inflation presenting a conducive environment for strategic investments and growth. For Ghana, the outlook is cautiously optimistic, with the on-going IMF backed Extended Credit Facility programme expected to restore macroeconomic stability. GDP growth is projected to rebound to 2.8 percent and inflation expected to continue its downward trajectory to end the year 2024 at 15 percent. The general elections to be conducted later this year portends some economic opportunities and corresponding political risks.

Zenith Bank (Ghana) Ltd is strategically positioned to leverage these opportunities as it partners with relevant stakeholders to create value and stimulate growth. Our focus will be on enhancing digital banking services, expanding our market share, and continuing to deliver exceptional customer service. We are committed to maintaining stringent risk management practices and pursuing operational excellence to sustain our growth trajectory.

APPRECIATION

The Board would like to extend its deepest gratitude to our customers for their unwavering support and trust in the brand and for providing the Bank with the opportunity to service them. Their steadfast confidence has been the bedrock of our success, enabling us to navigate the complexities of a fluctuating economic environment and to achieve remarkable financial milestones. I am also grateful to our very resourceful Board of Directors for their strategic guidance, sacrifices, and support in the discharge of our collective oversight responsibilities.

The Management team, led by the MD/CEO and the staff, who have exhibited passion, commitment, hard work, and innovation, in the wake of the adversities that confronted our business in the past years, deserve commendation for the successes chokod by the Bank in the immediate past year and other previous years. The Board will continue to provide them with the required guidance to enhance their productivity and value creation.

Finally, the Board would like to express its appreciation to the shareholders for the opportunity and support extended to the Directors in the discharge of their responsibilities. We want to assure you that stakeholder value addition remains our paramount objective.

CONCLUSION

In conclusion, the Board would like to assure our stakeholders that the Bank remains stable, notwithstanding the challenges in the economy. The Bank's capital, profitability and liquidity positions continue to improve, and the Bank remains in a better position to continue to carry out its financial intermediation role without any major hindrances.

The journey ahead is filled with huge potential, so let us look into 2024 with optimism and a resolve that our strong financial foundation, strategic growth plans, and the unwavering support of our stakeholders will propel us to greater successes.

Thank you.

Freda Duplan
Board Chair

EXECUTIVE MANAGEMENT



**Henry Chinedu
Onwuzurigbo**
Managing Director/ CEO



Clifford Mensah
Executive Director



Maebelle Nortey
General Manager, Marketing



Abiodun Durosinmi
General Manager, Operations



Daniel Agamah
Company Secretary
& General Counsel



Kwame Adadey
Divisional Head, Marketing

EXECUTIVE MANAGEMENT



James Wiafe Akenten

Divisional Head, Marketing



George Imbrah

Divisional Head, Marketing



Charlotte Impraim

Head, Credit Risk Management
& Recoveries



Abdul - Jalil Alidu

Chief Financial Officer



Moses Nelson Ngbeken

Divisional Head, Due Diligence,
Ethics and Complaints



Kofi Abrokwa Kokroko

Divisional Head, Marketing

CHIEF EXECUTIVE OFFICER'S REVIEW

INTRODUCTION

Distinguished Shareholders, Madam Chair, Directors, Ladies and Gentlemen, I thank you for the opportunity to address this August gathering, the 2023 Annual General Meeting of our Bank. I am glad to note that 2023 was a remarkable year for the Bank, having achieved the BEST EVER deposit and Profit before tax of GH¢11.7 billion and GH¢1 billion, respectively. This performance, coming on the back of the economic challenges and Domestic Debt Exchange Programme (DDEP), is a reminder of our enduring resilience, innovative spirit, and the Bank's ability to create value for stakeholders in the face of difficult conditions. I will proceed with a highlight of the operating environment and the Bank's performance in 2023.

Economic and Market Environment

The January 2024 edition of the World Economic Outlook (WEO) is estimating that the global economy grew by 3.1 percent in 2023, from 3.5 percent in 2022 because of tight monetary policies and weak external demands. There were contractions in Advanced Economies with the Euro Area, United Kingdom, and Canada as the main culprit. Inflation fell faster than expected in most regions, amid relaxing supply-side issues and restricting monetary policies. It is estimated to have closed the year at about 6.9 percent, compared with 9.2 percent in 2022 due to tighter monetary policies, decline in energy and food prices.

Locally, the government's macroeconomic programme for 2023 was targeted at achieving and sustaining macroeconomic stability and economic growth in partnership with the International Monetary Fund (IMF). The programme yielded dividends as most of the country's macroeconomic parameters recovered from their depressed position in 2022.



**Henry Chinedu
Onwuzurigbo**

Managing Director / CEO

CHIEF EXECUTIVE OFFICER'S REVIEW

The country's gross domestic product (GDP), according to the Ghana Statistical Service, expanded by 2.8 percent in the first three quarters of 2023, compared with 3.3 percent over the same period in 2022. The growth was driven by the services and agricultural sectors. There was a notable deceleration in annual inflation rate from a peak of 54.1 percent in 2022 to 23.2 percent in 2023, which was driven by relative exchange rate stability and tightening monetary policies.

The Bank of Ghana continued with its tighter monetary regime, which begun in 2022, by increasing the Monetary Policy Rate (MPR) from 27 percent in 2022 to 30 percent in 2023 to tame inflation. This led to a corresponding increase in the weighted average interbank rate from 25.51 in 2022 to 30 percent in 2023. The average lending rates of banks also eased marginally to 33.75 percent in 2023 from 35.58 percent a year earlier.

Interest rates on short-term government securities decreased, with the rates for 91-day and 182-day Treasury bills dropping from 35.48 percent and 36.23 percent, respectively in 2022 to 29.39 and 31.7 percent, respectively in 2023. The treasury bills remained the government's main source of funding for its operations following the lack of access to the international markets.

Data from the Bank of Ghana revealed that the Cedi depreciated cumulatively in 2023 by 27.8 percent, 31.9 percent and 30.3 percent against the US Dollar, British Pound, and the Euro, respectively. The Cedi's performance against the USD was better than the 30 percent recorded in 2022. The comparative rate of depreciation for the British Pound and the Euro in 2022 were 21.2 percent, and 25.3 percent, respectively.

The country's Gross International Reserves ended the year at US\$5.9 billion (enough to cover 2.7 months of imports of goods and services), from US\$6.3 billion (2.7 months of import cover) at the end of 2022.

As of September 2023, Ghana's public debt was reported as GH¢567.3 billion (US\$51.0 billion), marking a GH¢88.5 billion increase from the GH¢478.8 billion recorded in September 2022. This figure represents 66.4 percent of GDP, as per the latest data from the Bank of Ghana.

Banking Sector Developments

Industry Financial Performance

The banking sector seems to have recovered quickly from the adverse effects of the DDEP and macroeconomic challenges. According to data from the Bank of Ghana, the sector remains stable, liquid, and profitable with pronounced improvement in key indices in 2023, compared with the 2022 position.

Industry assets grew by 30 percent from GH¢212 billion in 2022 to GH¢274.9 billion in 2023. This was funded largely by a 35 percent growth in industry deposits from GH¢159.3 billion in 2022 to GH¢214.5 billion in 2023. Industry loans and advances also witnessed a 14 percent increase from GH¢67.7 billion in 2022 to GH¢77 billion in 2023.

Industry Capital Adequacy Ratio (adjusted for the reliefs), however, declined by 14 percent from 16.2 percent in 2022 to 13.9 percent in 2023, but remains above the regulatory minimum of 10 percent. The Non-Performing Loans (NPL) ratio also deteriorated from 16 percent in 2022 to 20.7 percent in 2023, attributable to repayment challenges experienced by borrowers because of the macroeconomic challenges.

The industry average lending rates decreased to 33.75 percent in 2023 from the 35.58 percent recorded in 2022, consistent with the decrease in the Ghana Reference Rate. The industry cost-to-income ratio remains high at 55.1 percent, although there was a 39 percent decline from the 90.7 percent recorded in 2022.

The industry average return on equity (ROE) increased significantly from a negative 34.4 percent in 2022 to 34.2 percent in 2023 as most banks recorded profits in 2023. Likewise, the average return on assets (ROA) increased from a negative 3.8 percent in 2022 to 5.4 percent in 2023.

CHIEF EXECUTIVE

OFFICER'S REVIEW

Industry Developments

The Government successfully concluded the DDEP, which involved the exchange of existing Government of Ghana bonds (including holdings of pension funds), Cocoa bills, and USD denominated local bonds. Government also reached an agreement with its bilateral creditors on debt restructuring. This exercise impaired the balance sheet of the banking sector, and to assist mitigate this impact, the government established the Ghana Financial Stability Fund to provide solvency and liquidity support to the sector. This is expected to further strengthen the sector to continue to play its intermediation role in the country.

Zenith Bank (Ghana) Limited Performance

Financial Performance

In the face of a challenging economic environment, Zenith Bank Ghana recorded notable growth in key financial indicators. The year 2023 stands out as a landmark year for our Bank as we achieved our best-ever performance in terms of profitability, deposits, and total assets. This accomplishment is particularly significant, considering the negative impact of the DDEP on the financial landscape. Our ability to rebound and record such remarkable profitability is a clear indication of the resilience of this brand, effectiveness of our strategic management, and the support and trust reposed in us by our customers.

A summary of the Bank's performance for the year ended December 31, 2023 is as follows:

Key Performance Indicator	2023	2022	Growth	
	GH¢' million	GH¢' million	Percent	Trend
Profit Before Tax (PBT)	1,022	(555)	284	▲
Profit After Tax (PAT)	676	(420)	261	▲
Total Assets	13,863	9,660	44	▲
Deposits	11,742	8,426	39	▲
Net Loans and Advances	2,247	1,856	21	▲
Shareholders' Funds	1,658	982	69	▲
Capital Adequacy Ratio	29%	36%	19	▼
Cost to Income Ratio	30%	39%	26	▼
NPL Ratio	1%	3.8%	73.9	▼

The Bank recorded a PBT of GH¢1 billion in 2023, which represents a growth of 284 percent over the pre-tax loss of GH¢555 million in 2022. The corresponding PAT was GH¢676 million, compared with a loss of GH¢420 million in 2022. This performance resulted in a 51 percent and 9 percent return on equity and return on assets, respectively. This is the Bank's **BEST EVER** profitability since its inception!

There was a 44 percent growth in total assets from GH¢9.7 billion in 2022 to GH¢13.9 billion in 2023. This was funded primarily by a 39 percent increase in deposits from GH¢8.4 billion in 2022 to GH¢11.7 billion in 2023. The total assets and deposits are also the Bank's **BEST EVER!**

CHIEF EXECUTIVE OFFICER'S REVIEW

The Bank's net loans and advances grew by 21 percent from GH¢1.8 billion in 2022 to GH¢2.2 billion in 2023 due to newly disbursed facilities to key customers in the construction sector, FMCG, Services and various Cocoa Licensed Buying Companies.

Shareholders' funds increased from GH¢982 million in 2022 to GH¢1.6 billion in 2023 because of the profit recorded in 2023.

The Bank remains well capitalized with a capital adequacy ratio (CAR) of 29 percent in 2023, well above the BoG prudential minimum limit of 10 percent and the industry average of 13.9 percent, respectively.

Non-performing loans ratio improved from 4 percent in 2022 to 1 percent in 2023, which is below the industry average of 20.7 percent.

The Bank's liquid ratio is more than 90 percent, indicating a robust liquidity position and underscores a strong capacity to meet financial obligations.

The Bank would like to dedicate this performance to our loyal customers for making these results possible.

Operational Review

In order to provide our customers with proximity and convenience, the Bank relocated its Achimota branch from its former location to a more strategic and spacious place within the Achimota enclave. The new location is easily accessible and is expected to provide banking solutions to the retail segment of that vicinity.

A new business Sector, Agric and Agribusiness, was also set up in the Head Office to focus on providing banking services to businesses in the agricultural value chain.

The Zenith Bank SME Business Card was launched during the year. The card is designed for SMEs and Small Corporates. It has a myriad of features designed to empower SMEs on their journey to success.

The Bank joined the Pan African Payments and Settlement System (PAPSS), a platform that enables businesses and individuals to transfer funds and make payments across Africa without any challenges.

In recognition of its exceptional financial and non-financial performance in 2023, the Bank received several awards from both local and international organisations. Some of these awards included the "Best Banking Group 2023 – Ghana" by World Finance Awards 2023, "Financial Institution of the Year Award" by Ghana-West Africa Business Excellence Awards, 2023, "Banking Brand of the Year" by Ghana Corporate Brands Awards, "Bank of the Year 2023 – Ghana" by Global Excellence Awards 2023, "Trade Finance Bank of the Year Category" by Ghana Credit Excellence Awards, "Best Retail Bank of Customer Service, 2023 – Ghana" by Global Brand Awards 2023, amongst others. We dedicate all the awards to our cherished customers for their loyalty and business.

Outlook

The global outlook remains blurred with potential disruptions in supply chain and commodities markets spurred by geopolitical tensions. According to the IMF, global growth is forecasted to remain around 3.1 percent in 2024, just like that of 2023. Inflation, on the other hand, is projected to decline from an estimated 6.8 percent in 2023 to 5.8 percent in 2024. We have already seen a downward inflationary slope emanating from easing monetary policies, declining food, and energy prices. The recent pause in policy tightening, globally, is expected to improve financing conditions.

Locally, the major macroeconomic variables have seen some improvement as government continues to implement the IMF programme. In 2024, the government has set a growth target of 2.8 percent based on the anticipated boost in economic activity fuelled by the expected macroeconomic stability, and improved investor sentiment on the back of the IMF programme. Inflation has been on a downturn trend throughout 2023 and is expected to reduce further in 2024. Government is projecting an end of year rate of 15 percent. The improvement in the macroeconomic conditions is projected to cause a corresponding decline in interest rates. A stable exchange rate is expected in 2024 because of improved foreign exchange inflows from the annual cocoa syndication, IMF disbursements, World Bank, reduction in debt servicing, among others. These developments, according to the Bank of Ghana, would lead to an improvement in business and consumer confidence.

CHIEF EXECUTIVE OFFICER'S REVIEW

Government is yet to reach an agreement with Eurobond holders, which is the last stage of the country's debt restructuring programme. The outcome of this negotiation is critical in determining the country's access to the international market and the full impact of the debt restructuring on the banking sector.

This year is an election year and there may be heightened political risk. However, given the country's electoral history, the process is expected to remain peaceful and successful.

Generally, the outlook appears positive and the government, supported by the IMF, is expected to contain any emerging risks.

Conclusion

Preliminary data on the economy, released by the Bank of Ghana, has shown strong recovery in 2023, with key economic indicators recording significant improvements when compared with their performance in 2022. The recent reduction in the MPR signals the easing of monetary policies by the regulator. This is expected to trickle down to other interest rates in the country. The anticipated reduction in the cost of borrowing would provide incentive for businesses to access funding for expansion. The bank stands ready to assist customers in this direction.

The strategic focus this year is to expand our risk asset portfolio through the strategic acquisition of low-cost deposits. The improvement in the Bank's capital base, arising from the 2023 financial performance, will pave the way for the Bank to achieve the desired growth in risk assets without single obligor limit constraints. In line with this agenda, the Bank has initiated several measures, with key partners, to support the SME sector of the economy. For instance, the Bank has teamed up with the Development Bank Ghana to provide funding to SMEs. Under the arrangement, Development Bank will provide funds to Zenith Bank Ghana for on-lending to businesses who meet certain defined criteria. Furthermore, the Bank acknowledges the challenges SMEs face when it comes to collateral. Consequently, we partnered with the African Guarantee Fund (AGF) to provide guarantee products to cover facilities advanced by the Bank to SMEs in key sectors of the economy.

This collaboration is expected to mitigate lending risks, boost financial inclusion for SMEs, and provide SMEs with the needed funding for their growth. We plan to deploy retail products and services and enhance our digital platforms to mobilise the needed deposits to fund the anticipated growth in risk assets.

Recruiting and retaining the best talent remains a priority, as our success is inherently tied to the expertise and dedication of our workforce. We will continue to attract individuals who embody our values, possess diverse skill sets, and are aligned with our corporate vision. We have, therefore, initiated some exchange programmes with key departments in Zenith Bank Plc to upskill our team and leverage on the existing relationships in the group to grow some of our like departments in Ghana.

The Bank is mindful of the dynamic nature of our industry and is determined to conduct its operations in strict compliance with existing and new regulatory pronouncements. We will intensify our engagements with the relevant regulatory bodies, and work with the Ghana Association of Banks on policy issues and prompt resolution of emerging risks.

This year's presidential and parliamentary elections are expected to create a lot of opportunities, albeit, with some inherent risks. The Bank will look out for these opportunities as they unfold.

I would like to extend my sincere gratitude to the Board and Group EXCO for the support and direction, and the entire staff for their dedication and hard work in the immediate past year. Together, we will redefine the boundaries of what is possible, and craft a legacy that will be remembered for generations to come.

Finally, we sincerely thank our loyal customers, who have been and continue to be the reason for our continuous success, for providing us with the opportunity to serve them. We are most grateful and wish to assure them of a fruitful partnership and collaboration in 2024.

I welcome you to 2024, a year we will be **TEAMING FOR EXCELLENCE!**

Thank you.

Henry Chinedu Onwuzurigbo
MD/CEO

There's something for

Everyone...

Enjoy eee-zzy payments and true convenience with a Zenith Card.



Our range of Zenith Cards...



- Mastercard Debit
- Mastercard Prepaid
- Mastercard Platinum Prepaid
- Mastercard Platinum Credit
- Mastercard Corporate Debit
- Mastercard Corporate Prepaid

VISA

- VISA Classic Debit
- VISA Classic Prepaid
- VISA Classic Credit
- VISA Platinum Debit



- Zenith EazyPay GH Dual Card



CORPORATE GOVERNANCE REPORT

Annual Certification

In accordance with Section 12 of the Corporate Governance Directive, 2018 (CGD), the Board hereby certifies that it has complied with the requirements of the CGD for the period ended December 2023. Additionally, the Board certifies that it has independently assessed and documented the corporate governance process of the Bank and can confirm that the Bank’s Directors are aware of their responsibilities to the institution as persons charged with governance. The Bank has duly notified the Bank of Ghana about the outcome of this certification as follows:



CORPORATE GOVERNANCE REPORT

The Board can further confirm that for the year 2023, save for two Directors who will complete one module during the National Banking College's mop-up session in February/March 2024, all Directors successfully participated and completed the Annual Corporate Governance Certification Program comprising three modules, being: Cyber Risk Governance and Management for Directors; Fraud Risk Governance and Prevention for Directors; and Driving ESG Practices: Board's Role from ESG Strategy to ESG Reporting. Confirmation from the National Banking College is provided below:



NATIONAL BANKING COLLEGE

Private Mail Bag
KIA, Accra-Ghana

Tel: 0302 760006/7
Fax: 0302 773109

Location: No. 3 Odoi Kwao Road
Airport Residential Area

Email: info@nbc.edu.gh
Website: www.nbc.edu.gh

November 13, 2023

The Company Secretary
Zenith Bank, Ghana
Accra.

Attention: Mr. Daniel Agamah

Dear Sir,

2023 ANNUAL CORPORATE GOVERNANCE CERTIFICATION FOR DIRECTORS

In fulfillment of its annual mandate to certify Directors of Corporate Boards in Regulated Financial Institutions (RFIs), the National Banking College provided three (3) modular courses to the Directors of Zenith Bank, Ghana.

The topics that constitute the modules were:

1. Cyber Risk Governance and Management for Directors.
2. Fraud Risk Governance and Prevention
3. Driving ESG Practices: Board's Role from ESG Strategy to ESG Reporting

Enclosed is the Director Participation Transcript and **six (6) Certificates of Participation** for Directors who successfully completed the 2023 Annual Corporate Governance Certification Program.

Directors with outstanding modules will have the opportunity to participate in the "Pan Bank" Mop-Up session scheduled for **February 20-22, 2024**. Upon completion of the outstanding modules, the Directors will be duly certified as directed by the Bank of Ghana.

We extend our gratitude to all Directors for their commitment to the learning modules and eagerly anticipate further engagement with them in 2024.

Yours sincerely,

Dr. Stephen Antwi
DIRECTOR OF STUDIES & TRAINING

Gloria Darline Quarley (Ms.)
PRINCIPAL

cc: Second Deputy Governor (BOG)
Head, Banking Supervision Department (BOG)

Encl. **Certificates (6); 2023 Transcript (1)**

CORPORATE GOVERNANCE REPORT



CORPORATE GOVERNANCE CERTIFICATION PROGRAMME (2023) ZENITH BANK (GHANA) LIMITED DIRECTOR TRANSCRIPT

No.	Name of Directors	Position	Board Entry Date	Module I Completion Date	Module II Completion Date	Module III Completion Date	Certificate Serial #
1	Mrs. Freda Yuhan Duplan	Board Chairperson	Dec 3, 2019	May 16, 2023	June 21, 2023	June 23, 2023	NBC/CG/BK/ZBG/2023106
2	Mr. Henry C. Onwuzurigbo	Managing Director	Aug 20, 2021	May 16, 2023	June 21, 2023	June 23, 2023	NBC/CG/BK/ZBG/2023107
3	Mr. Kwasi Boatin	Non-Executive Director	Mar 25, 2020	May 16, 2023	June 21, 2023	June 23, 2023	NBC/CG/BK/ZBG/2023108
4	Mr. Gabriel Ukpeh	Non-Executive Director	July 15, 2016	May 16, 2023	June 21, 2023	June 23, 2023	NBC/CG/BK/ZBG/2023109
5	Mr. Charles Nimako	Non-Executive Director	Mar 30, 2023	May 16, 2023	Absent	June 23, 2023	Not Certified
6	Dr. Juliette Tuakli	Ind. Non-Executive Director	Dec 3, 2019	May 16, 2023	Absent	June 23, 2023	Not Certified
7	Mr. Clifford Mensah	Executive Director	Mar 25, 2022	May 16, 2023	June 21, 2023	June 23, 2023	NBC/CG/BK/ZBG/2023112
8	Mr. Daniel Agamah	Company Secretary	Aug 24, 2005	May 16, 2023	June 21, 2023	June 23, 2023	NBC/CG/BK/ZBG/2023113

Module 1: Cyber Risk Governance and Management for Directors
Module 2: Fraud Risk Governance and Prevention for Directors
Module 3: Driving ESG Practices: Board's Role from ESG Strategy to ESG Reporting




Corporate Governance Certification Programme

NATIONAL BANKING COLLEGE
Kwasi
PRINCIPAL

Governance Structure

- The Board confirms that the Bank has a code of conduct which all Directors have signed, and which directs and guides the conduct and values expected of Directors.
- The Board further confirms that every new Director is taken through induction organised by the Group Head Office through PricewaterhouseCoopers. Key Management personnel are taken through induction as organised by the Bank's HR Department and involving key area of focus.

The Bank's shareholding structure is as follows:



CORPORATE GOVERNANCE REPORT

- No other shares are held by the Board of Directors and Key Management Personnel.
- The Board confirms the size and composition of the Board as at December 31, 2023 as follows:

Name of Directors	Position	Board Entry Date	Nationality
Mrs. Freda Yahan Duplan	Board Chairperson (Ind. NED)	December 3, 2019	Ghanaian
Mr. Henry Onwuzurigbo	Managing Director	August 20, 2021	Nigerian
Dame (Dr.) Adaora Umeoji, OON	Non- Executive Director	December 20, 2023	Nigerian
Mr. Kwasi Boatın	Ind. Non-Executive Director	March 25, 2020	Ghanaian
Mr. Gabriel Ukpėh	Non-Executive Director	July 15, 2016	Nigerian
Mr. Charles Nimako	Ind. Non-Executive Director	March 30, 2023	Ghanaian
Dr. Juliette Tuakli	Ind. Non-Executive Director	December 3, 2019	Nigerian
Mr. Clifford Mensah	Executive Director	March 25, 2022	Ghanaian

As at December 31, 2023:

- The Ghanaian membership on the Board was 50%.
- Ghanaian membership on the Audit Committee was 33%.
- Ghanaian membership on the Risk, Cyber and Information Security Committee was 50%.
- Independent Directors form 50% of the Board.

The Board confirms that no two related persons were serving on the Board and any financial holding company.

CORPORATE GOVERNANCE REPORT

APPOINTMENTS (BOARD)



Charles Boakye Nimako
Independent Non-Executive Director

Mr. Charles Boakye Nimako was appointed to the Board as an Independent Non-Executive Director and Chairs the Risk, Cyber and Information Security Committee of the Board. He was granted approval by the Bank of Ghana on March 30, 2023.



Dame (Dr.) Adaora Umeoji, OON
Non-Executive Director

Dr. Adaora Umeoji was appointed to the Board as a Non-Executive Director. She was granted approval by the Bank of Ghana on December 20, 2023.

Appointments (Key Management Personnel)

For the year under review, Mr. Michael Terkpetey Narh was appointed as Head of Legal, after receiving approval from the Bank of Ghana on January 27, 2023. Mr. Moses Nelson Ngbeken was also appointed as Head, Due Diligence, Chief Ethics and Complaints Officer after receiving approval from the Bank of Ghana on March 30, 2023.

There was no resignation from the Board or by a Key Management Personnel during the year.

CORPORATE GOVERNANCE REPORT

PROFILE OF BOARD MEMBERS



Mrs. Freda Yahan Duplan
Board Chair

Mrs. Freda Yahan Duplan is the past Managing Director of Nestle Pakistan Limited. Prior to her stint in Pakistan, she was the MD of Nestle Ghana and briefly the Head of Nestle Business Services in Manila, Philippines. Freda is a trained Computer Scientist with over twenty-seven years working experience with the Nestle Group having risen through the ranks to become the first African Female Market Head in the Nestle Group and the First Female and Ghanaian Managing Director of Nestle Ghana Limited.

Prior to joining the Nestle Group in 1992, Freda worked briefly with Paul Hastings Janofsky & Walker in the USA as an IT Systems Analyst, as well as an IT Consultant with Quistron Ghana Limited in Ghana.



Henry Chinedu Onwuzurigbo
Managing Director / Chief Executive Officer

Mr. Henry C. Onwuzurigbo is the Managing Director/Chief Executive Officer (MD/CEO) of Zenith Bank (Ghana) Ltd. Before his appointment, he was the Executive Director of the Bank and prior to joining Zenith Bank Ghana, Henry was an Executive Director in charge of Business Development and Treasury at Zenith Bank UK.

He comes into this role with over twenty-four (24) years broad-based wealth of experience in banking, spanning across various business development functions. He has held Senior Management positions ranging from Head of Operations, Head of Marketing, Branch Management, Regional/Zonal Management, Head of Inspection and Deputy Group Chief Inspector in Zenith Bank Plc as well as the Head of Internal Audit of Zenith Pensions Custodian Limited (a subsidiary of Zenith Bank PLC).

He was also the Pioneer Head of Internal Audit in Zenith Bank (UK) Ltd.

He is a Chartered Accountant and holds a Bachelor's Degree in Accounting. He is a Fellow of the Institute of Chartered Accountants of Nigeria (FCA), a Member of the Institute of Internal Auditors (UK), an Associate of the Chartered Institute of Taxation, Nigeria, a Senior Member of the Chartered Institute of Bankers, Nigeria as well as a Member of the Financial Reporting Council. He is also a Fellow of the Nigerian Institute of Credit Administration.

He currently serves as a member of the Executive and Governing Council of the Ghana Association of Banks (GAB) and a member of the Governing Council of the National Banking College, Ghana.

CORPORATE GOVERNANCE REPORT

PROFILE OF BOARD MEMBERS (Continued)



Clifford Mensah
Executive Director

Mr. Clifford Mensah is an Executive Director at Zenith Bank (Ghana) Ltd. He is a qualified Chartered Enterprise Risk Actuary with over a decade experience across the insurance and banking sectors in West Africa, with expertise in large-scale corporate modelling. Prior to joining Zenith Bank Ghana, Clifford was an Executive Director at Zenith General Insurance in Lagos, Nigeria, where he oversaw Business Development, Operations and Profitability of the firm. He also worked as an Associate Director at Ernst and Young (EY), Senior Manager at PwC Nigeria and has worked for several Insurance firms in Nigeria, Ghana, Cameroon and Cote D'Ivoire (CIMA region).

He holds a Master's degree with distinction in Actuarial Science from Heriot-Watt University, UK, and a Bachelor of Science Degree in Mathematics and Statistics from the University of Ghana. He is a Fellow of the Institute of Actuaries in the UK (FIA) and a Fellow of the Society of Actuaries in the USA (FSA). He holds a Chartered Enterprise Risk Actuary qualification (CERA) with the Institute and Faculty of Actuaries in the UK.



Dame (Dr.) Adaora Umeoji, OON
Non-Executive Director

Dame (Dr.) Adaora Umeoji, OON is the current Deputy Managing Director of Zenith Bank Plc. She holds a bachelor's degree in Sociology from the University of Jos; a bachelor's degree in accounting and a first-class honours in Law from Baze University Abuja; a Master of Laws from the University of Salford, United Kingdom and a Master's in Business Administration (MBA) from the University of Calabar. She is also a graduate of the Advanced Management Program (AMP) from Harvard Business School, a graduate of the Global Banking Program from Columbia Business School and holds a doctorate degree in Business Administration from Apollon University, USA.

Institute of London, Chartered Institute of Bankers of Nigeria, Institute of Credit Administration, Institute of Certified Public Accountants of Nigeria, Institute of Chartered Mediators & Conciliators, and the Institute of Chartered Secretaries & Administrators of Nigeria, among others.

Dame (Dr.) Adaora Umeoji, OON is a Peace Advocate of the United Nations (UN- POLAC), and a Lady of the Order of Knights of St. John International (KSJI) and was recently awarded a Papal Knight of the Order of St. Sylvester by His Holiness Pope Francis.

Dame Dr. Adaora Umeoji, OON founded the Catholic Bankers Association of Nigeria (CBAN), a platform she uses to promote ethical banking. She supports various healthcare initiatives across Nigeria's six geopolitical zones through the Pink Breath Cancer Care Foundation and her contributions towards improving humanity has been recognized by various organizations including the Nigerian Red Cross.

She has attended the Strategic Thinking and Management Programme at the Wharton Business School, USA; holds a Certificate in Economics for Business from the prestigious MIT Management Sloan School and a Certificate in Leading Global Businesses from Harvard Business School, USA.

She is a fellow of notable professional bodies including the Chartered Bankers

In 2022, the Federal Government of Nigeria honoured her with Officer of the Order of the Niger (OON), as a recognition of her contributions to nation building.

CORPORATE GOVERNANCE REPORT

PROFILE OF BOARD MEMBERS (Continued)



Gabriel Ita Asuquo Ukpeh
Non-Executive Director

Mr. Gabriel Ukpeh is an internationally acclaimed consultant in business strategy, risk management, process re-engineering and financial services, who was a Senior Partner and Risk Quality Leader for Africa at PricewaterhouseCoopers (PwC).

He is a fellow of the Institute of Chartered Accountants of Nigeria with over thirty-five (35) years' experience in Financial Audit and Reporting, as well as a member of the Institute of Taxation of Nigeria.

A graduate of accounting, Gabriel holds a Graduate Diploma in Business Administration from the University of Warwick, Coventry, United Kingdom. He obtained a Master of Science (MSc) Degree in Contemporary Accounting from the Leeds Metropolitan University, UK in 2009.



Dr. Juliette Modupe Tuakli
Independent Non-Executive Director

Dr. Juliette Tuakli has been a leader in women's, children's and public health for over three decades. In this last decade, at the helm of CHILDAccra Medical Group, she has managed the organisation's expansion from a small paediatric clinic into a widely recognised regional medical conglomerate providing medical care, community health research and development, medical training for workers, students and researchers in Africa, England and the USA.

Her work has ranged from comprehensive health of women, children and families to tackling neglected tropical diseases.

Dr. Tuakli is an alumna of the University of Zambia Medical School and the University of California, Los Angeles.

CORPORATE GOVERNANCE REPORT

PROFILE OF BOARD MEMBERS (Continued)



Kwasi Agyeman Boatın
Independent Non-Executive Director

Mr. Kwasi Agyeman Boatın is a seasoned investment consultant and a Chartered Certified Accountant with almost four decades of experience in accounting and finance. He holds an MBA from the Henley Business School in the UK with concentration in Finance, Entrepreneurship and Strategic Management. Prior to branching out into consultancy, Mr. Boatın was the Director-General of the Social Security and National Insurance Trust (SSNIT) from 2008 – 2010.

Mr. Boatın is a Fellow of the Association of Chartered Certified Accountants and has served on several notable boards in Ghana and abroad including the Ghana International Bank and Ecobank Transnational Incorporated (ETI), where he has held the positions of Non-Executive Director.

His achievements include his appointment by the International Social Security Association (ISSA), Switzerland, as Vice-Chairperson of the Technical Commission on Investment of Social Security Funds.



Charles Boakye Nimako
Independent Non-Executive

Mr. Charles B. Nimako is currently the Director of Africa Initiatives for Safe Water Network, a US based NGO. He works with major corporate bodies and foundations to bring safe and affordable water to communities using a market-based approach.

Before opening the Safe Water Network Ghana office in May 2010, Mr. Nimako was the Chief Executive Officer of PepsiCo Franchise Holders, Beverage Investments Ghana Limited and SBC Beverages Ghana Limited. While at PepsiCo, he served as the Director of Sales and Marketing for Ghana and Franchise Operations Manager for Kenya, Uganda and Ethiopia. He was also attached as a consultant, and Project Director, to a new PepsiCo franchise holder, AngoAlissar LDA, Luanda, Angola.

In his previous professional role, Mr. Nimako worked as a Management Consultant with McKinsey and Company in Johannesburg, South Africa and London, UK. He also worked as an accountant with Coopers and Lybrand (now PricewaterhouseCoopers) in Los Angeles, California and as an Audit Manager with great Western Financial Corporation in Beverly Hills, California.

Mr. Nimako graduated in Economics and Accounting from Claremont McKenna College in California and obtained an MBA from Stanford University's Graduate School of Business. He is a Certified Public Accountant (CPA) and a current member of the American Institute of Certified Public Accountants

Assessment of Board Performance and Capacity Building

The Board confirms that the performance criteria used to assess the effectiveness of the Board as a whole and of individual directors are the internal and external assessments that are employed as per the requirements of the Corporate Governance Directive. Regarding training and capacity building, locally, the Board was trained over three modules by the National Banking College where they obtained the required certification. In addition, the Bank organised offshore training for the Board in 2023 in Corporate Governance and Effective Risk Oversight.


CORPORATE GOVERNANCE REPORT

EXECUTIVE COMMITTEE (EXCO)

The Bank has in place an Executive Committee which has oversight responsibility for the implementation of strategies approved by the Board. It is chaired by the Managing Director/ Chief Executive Officer. It meets once every week to discuss and adopt policy decisions. It also provides direction for the staff of the Bank and ensures effective and efficient use of the Bank's resources.

The Executive Committee is made up of the following members:

Name of Member	Position
Henry Onwuzurigbo	Chairman
Clifford Mensah	Member
Maebelle Nortey	Member
Abiodun Durosinmi	Member
Daniel Agamah	Member
Kwame Adadey	Member
James Wiafe Akenten	Member
George Imbrah	Member
Charlotte Impraim	Member
Abdul-Jalil Alidu	Member
Moses Nelson Ngbeken	Member
Kofi Abrokwa Kokroko	Member



CORPORATE GOVERNANCE REPORT

PROFILE OF EXCO MEMBERS

A profile of the Executive Management Committee is as follows:



Henry Chinedu Onwuzurigbo
Managing Director / Chief Executive Officer



Clifford Mensah
Executive Director



Maebelle Nortey
General Manager, Marketing

Maebelle is a Divisional Head with oversight responsibilities for Corporate Banking, some selected branches and marketing sectors of the Bank. She has a wealth of experience in Product Development, Brand Strategy, Channel Management, and Business Planning spanning over eighteen (18) years.

Maebelle holds a degree in Administration (Management) and a Master in Business Administration (Marketing) both from the University of Ghana, Legon.



Abiodun Durosinmi
General Manager, Operations

Abiodun Durosinmi is a General Manager with direct responsibility for banking operations, Information Technology, Information Security, Finance as well as other support departments of the Bank. He had over two decades of experience in the Nigerian Banking Industry and was the group's Deputy Chief Compliance Officer (CCO) at Zenith Bank Plc before his secondment to Zenith Bank Ghana in 2016.

Abiodun is a Fellow of the Institute of Chartered Accountants of Nigeria (FCA), and a Fellow of the Institute of Credit Administration (FICA), Nigeria. He has obtained an MBA in Project Management from Manchester Business School and an MSc. in Finance from University of Leicester.



Daniel Agamah
Company Secretary & General Counsel

Daniel Agamah is the Bank's General Counsel and Company Secretary. He holds a first degree in Law and Philosophy from the University of Ghana, Legon (1991), a Qualifying Certificate of Law from the Ghana School of Law (1993) and a Masters Degree in International Law from the University of Cape Town, South Africa (2000) and has held various positions in international law and private practice.

He also holds notable credentials as a Notary Public, a Certified Compliance Professional, and a Licensed Insolvency Practitioner. In addition to the Ghana Bar Association, Daniel holds memberships in the Ghana Association of Restructuring and Insolvency Advisors, the International Bar Association and the Institute of Directors Ghana.

CORPORATE GOVERNANCE REPORT

PROFILE OF EXCO MEMBERS (Continued)



Kwame Adadey
Divisional Head, Marketing

Kwame has a Master of Business Administration (MBA) Finance Option from the University of Ghana, an ACI Dealer Certificate and is also a member of the Association of Financial Markets.

He joined Zenith Bank Ghana on November 1, 2005. He was Group Head in Marketing for four years and is now Divisional Head overseeing eight (8) business groups of the Bank.



James Akenten
Divisional Head, Marketing

James has twenty-one (21) years experience in banking and has held leadership positions at various levels; from Relationship Officer through Branch Head, Sector Head, Zonal Head, Group Head to Divisional Head. As Divisional Head, James currently oversees eleven business groups comprising three Head Office Sectors (Oil & Gas/Energy, Commercial Banking and Public Sector) and branches sited across Accra, Tema, Koforidua, Ho and Akosombo.

James holds MA, in Money, Banking and Finance from Middlesex University, United Kingdom; and a BA (Hons) in Economics and Law, from Kwame Nkrumah University of Science and Technology, Ghana. He has attended various leadership and finance courses in the United Kingdom, United Arab Emirates, Nigeria, and South Africa.



George Imbrah
Divisional Head, Marketing

George holds a Master of Business Administration Degree (MBA), Banking and Finance option from the Kwame Nkrumah University of Science and Technology as well as a Bachelor's Degree in Economics/Sociology from the University of Cape Coast.

George is a Divisional Head, Marketing, and responsible for nine (9) Business Groups namely Telecoms & Fintechs, Mining & Exports, Construction & Real Estates, Bono Regions, Northern and Upper East Regions.



Charlotte Impraim
Head, Credit Risk Management

Charlotte Impraim is the Head of Credit Risk Management and Recoveries Department. She has over twenty seven (27) years experience and special skill set in Risk Management, Credit Risk management, Recoveries, Audit, Insolvency and Restructuring which cuts across the Oil and Gas, Finance and Manufacturing industries.

Charlotte holds a Master's degree in Business Administration (Finance Option) from the University of Ghana as well as a Bachelor of Arts degree in Political Science and Sociology from the same institution. She is a Chartered Credit Professional (CCP) and a Licensed Practitioner/Member of the Ghana Association of Restructuring and Insolvency Advisors (GARIA).

CORPORATE GOVERNANCE REPORT

PROFILE OF EXCO MEMBERS (Continued)



Abdul - Jalil Alidu
Chief Financial Officer

Abdul-Jalil Alidu is the Chief Financial Officer (CFO) in charge of Financial Control and Strategic Planning at the Bank, a position he has held since 2016. He had previously held the roles of Operations Manager and Deputy Head of Internal Control and Audit.

Abdul-Jalil has over twenty (20) years of experience in internal controls, auditing, accounting, banking, and finance as well as corporate strategy. He holds a Master of Science Degree in Finance from the University of Leicester in the United Kingdom and a Bachelor of Science Degree in Business Administration from the University of Ghana. He is a Chartered Accountant and a Fellow of the Institute of Chartered Accountants (Ghana).



Moses Nelson Ngbeken
Divisional Head, Due Diligence, Ethics and Complaints

Moses N. Ngbeken has over 24 years of banking experience covering Banking Operations, Business Development, Branch Management and Compliance. He started his career in Branch Operations where he performed creditably well. He played a key role in setting up of a new branch as the Pioneer Head of Operations and worked in many branches of the Bank as an Operations and Business Development staff.

Moses is currently the Divisional Head responsible for Compliance, Due Diligence and Ethics. He holds a Bachelor's degree (with honours) in Accounting from Ekiti State University (Formerly University of Ado-Ekiti) and is an Associate member of the Institute of Chartered Accountants of Nigeria. He is also a Professional with the Compliance Institute of Nigeria. He received the GMD/CEO award twice for Outstanding Performance and Operational Efficiency.



Kofi Abrokwa Kokroko
Divisional Head, Marketing

Kofi Abrokwa Kokroko holds a BSc Agricultural Economics from the University of Ghana, Master of Business Administration (MBA) Finance option from University of Cape Coast (UCC) and a Master of Science in Financial Risk Management, UCC. He is also a member of the Chartered Institute of Administration and Management Consultants-Ghana (CIAMC). He has over two decades of Banking experience spanning across Banking Operations and Marketing.

Kofi is currently a Divisional Head, Marketing, and responsible for ten (10) business groups namely Mining & Exports, Agric, Maritime sectors and branches in Takoradi, Tarkwa, Tema, and Cape Coast.

CORPORATE GOVERNANCE REPORT

Remuneration Policies

In line with Section 8.6 of the CGD, the Board oversees the design and operation of the compensation system for the Bank. Periodically, the compensation system is reviewed by the Board Governance, Nominations and Remuneration Committee and recommendations are made to the Board for approval.

The Board ensures that the levels of remuneration are sufficient to attract, retain, and motivate executive officers of the Bank while ensuring that it is balanced to avoid excessive risk taking or potential risks to the Bank's capital base.

The Board Governance, Nominations and Remuneration Committee reviews the compensation of Key Management Personnel and make appropriate recommendations to the Board for approval.

The Board further confirms that the Executive Remuneration Policy aligns with the long-term sustainability of the Bank by providing a mix of short-term and long-term remuneration to incentivise sustainable long-term performance and that the Directors, executive management, and staff remuneration are structured. Share options are currently not part of executive remuneration.

Board Committees

The Board can confirm that there are five committees of the Board as follows:

- Audit
- Risk and Cyber Information Security
- Credit
- Governance, Nominations, and Remuneration
- Finance and General Purpose

Membership of Board Committees

Membership and composition of the Committees are as follows:

• Audit Committee

- | | |
|-----------------------------------|--------------------------------------|
| i. Mr. Kwasi Boatın (Chair) | - Independent Non-Executive Director |
| ii. Mr. Gabriel Ukpeh (Member) | - Non-Executive Director |
| iii. Dr. Juliette Tuaklı (Member) | - Independent Non-Executive Director |

• Risk & Cyber Security Committee

- | | |
|-------------------------------------|--------------------------------------|
| i. Mr. Charles Nimako (Chair) | - Independent Non-Executive Director |
| ii. Mr. Kwasi Boatın (Member) | - Independent Non-Executive Director |
| iii. Mr. Henry Onwuzurıgbo (Member) | - Managing Director/CEO |
| iv. Mr. Gabriel Ukpeh (Member) | - Non-Executive Director |

• Finance and General-Purpose Committee

- | | |
|----------------------------------|--------------------------------------|
| i. Dr. Juliette Tuaklı (Chair) | - Independent Non-Executive Director |
| ii. Mr. Clifford Mensah (Member) | - Executive Director |
| iii. Mr. Charles Nimako (Member) | - Independent Non-Executive Director |

• Credit Committee

- | | |
|------------------------------------|--------------------------------------|
| i. Mr. Gabriel Ukpeh Chair | - Non-Executive Director |
| ii. Mr. Henry Onwuzurıgbo (Member) | - Managing Director/CEO |
| iii. Dr. Juliette Tuaklı (Member) | - Independent Non-Executive Director |
| iv. Mr. Kwasi Boatın (Member) | - Independent Non-Executive Director |
| v. Mr. Clifford Mensah (Member) | - Executive Director |

• Governance, Nominations and Remuneration Committee

- | | |
|----------------------------------|--------------------------------------|
| i. Mr. Gabriel Ukpeh (Chair) | - Non-Executive Director |
| ii. Dr. Juliette Tuaklı (Member) | - Independent Non-Executive Director |
| iii. Mr. Charles Nimako (Member) | - Independent Non-Executive Director |

**Dr. Adaora Umeoji who joined the Board on December 20, 2023, will join selected committees at the Board's next meeting.*

CORPORATE GOVERNANCE REPORT

The Board can confirm that each of these committees have terms of reference which have been updated in accordance with the provisions of the Corporate Governance Directive.

Summary of work carried out by the Board Committees required under the Corporate Governance Directive (2018) during the year and focus of the next year's planned activities.

Audit

For the year under review, this committee engaged with the Head of Internal Audit as well as the Head of Compliance each on 4 separate occasions and took reports from them. The Committee provided oversight of the internal and external audit functions, reviewed and approved the audit scope and frequency, while ensuring that Senior Management is taking necessary corrective actions in a timely manner to address control weaknesses, non-compliance with policies, laws and regulations and other problems identified by auditors as well as any other relevant matter referred to the committee by the Board.

Board Meetings

During the financial year under review, five Board Meetings were held by the Board of Directors.

Schedule of attendance at Board and Board Committee Meetings

Below is the schedule of attendance at Board and Board Committee meetings during the year.

Directors	B	FGPC	CC	GNRC	AC	RCISC
Freda Duplan	N/A	N/A	N/A	N/A	N/A	N/A
Dr. Juliette Tuakli	5/5	4/4	N/A	4/4	4/4	4/4
Mr. Gabriel Ukpeh	5/5	N/A	N/A	N/A	N/A	N/A
Kwasi Agyeman Boatin	5/5	4/4	4/4	4/4	4/4	N/A
Charles Nimako *	4/4	3/3	N/A	3/3	N/A	3/3
Henry Onwuzurigbo	5/5	N/A	4/4	N/A	N/A	4/4
Clifford Mensah	5/5	N/A	4/4	N/A	4/4	4/4

* Appointed March 30, 2023

NB. Board (B), Finance and General-Purpose Committee (FGPC), Credit Committee (CC), Governance, Nominations and Remuneration Committee (GNRC), Audit Committee (AC), Risk, Cyber and Information Security Committee (RCISC).

N/A as used above implies 'Not applicable', that is, the Director in question was not a member of the stated committee and hence could not have been expected to attend the Committee meeting.

This process will continue in 2024 with the additional focus on investigative reports from the Internal control and audit departments relating to staff-related investigations and outcome of disciplinary hearings.

Risk, Cyber and Information Security

For the year under review the Committee met with the Chief Risk Officer and the Chief Information Security Officer each on 4 separate occasions and took reports from them. In summary, for the year under review the Committee assisted the Board and Management by creating a comprehensive approach to anticipate, identify, prioritize, and manage material risks to the bank's business objectives.

The process will continue in 2024.

CORPORATE GOVERNANCE REPORT

Annual Meeting Calendar

The Board and its Committees met on the following dates in 2023:

Board	Board Committees
March 24	March 23
May 10	May 9
July 21	July 20
October 19	October 18
December 7	N/A

Other Engagement of Directors

Director	Name of Institution
Freda Duplan	<ul style="list-style-type: none"> Zen Petroleum DTRT Apparel Ltd Executive Women Network Ltd
Juliette Tuakli	<ul style="list-style-type: none"> Commonwealth Human Rights Initiative CarePoint International
Kwasi Boatin	<ul style="list-style-type: none"> Secure Pensions Trust Limited
Gabriel Ukpeh	<ul style="list-style-type: none"> Zenith Bank Plc
Charles Nimako	<ul style="list-style-type: none"> Switchback Developers Limited Community Water and Sanitation
Clifford Mensah	None
Henry Onwuzurigbo	<ul style="list-style-type: none"> National Banking College Ghana Association of Banks

Report on Board Evaluation

As part of measures to review the effectiveness of the corporate governance practices and procedures, the Board carried out a self-assessment of members and committees. Remediation measures have been put in place to address major exceptions, while the key findings were reported to the Bank of Ghana and Financial Intelligence Centre.

In line with the Corporate Governance Directive 2018, the Board also engaged an Independent Consultant (Ernst & Young (E&Y) to facilitate a formal and rigorous independent evaluation of its processes and performances for 2022, including its sub-committees, and of individual board members following the previous evaluation in 2020. The Board addressed all the recommendations and key findings from the previous assessment and a status review was conducted during the current assessment. The evaluation was done using questionnaires and direct interview of individual directors.

The report concluded that the Board substantially complied with the provisions of the Bank of Ghana Corporate Governance Directive and identified key areas for improvement. The Board discussed and resolved all the key findings and recommendations contained in the current assessment before the final report was concluded and submitted to the Bank of Ghana on February 19, 2024. Below is a transmission letter from EY.

CORPORATE GOVERNANCE REPORT



Ernst & Young Advisory Services
60 Rangoon Lane
Cantonments
PO Box KA 16009,
Airport Accra, Ghana

Tel: +233 302 779868 / 4725 / 9223 / 2091
Fax: +233 302 778894 / 2934
www.ey.com

The Chairperson of the Board of Directors
P.O. Box CT 363,
Cantonment - Accra,
Ghana

20 November 2023

Dear Sir,

2022 Board Assessment for Zenith Bank Ghana LTD. (ZBGL)

We have completed our engagement to independently assess your Board of Directors for the 2022 financial year. Our engagement was performed in accordance with our engagement agreement dated 31 May 2023, and our procedures were limited to those described in that agreement.

EY conducted an assessment of your Board of Directors' performance for the 2022 financial year to determine the effectiveness of the Board's governance practices and procedures against the requirements of the Bank of Ghana's Corporate Governance Directive 2018, Fit and Proper Persons Directive (2019), Cyber and Information Security Directive (2020) for Banks, Savings and Loans Companies, Finance Houses and Financial Holding Companies, as well as leading practices in corporate governance.

Thank you for entrusting us to work with you on this important assignment. We would like to take this opportunity to express our appreciation to the bank's Board and the Board Secretary for the cooperation and assistance provided to us during the course of our work. If you have any enquiries regarding our report, please feel free to contact the undersigned, Michael Sackey via e-mail: michael.sackey@gh.ey.com or cell: +233 20 222 0394.

Yours sincerely,

Michael Sackey
Partner, Consulting Services



Ernst & Young Advisory Services
60 Rangoon Lane
Cantonments
PO Box KA 16009,
Airport Accra, Ghana

Tel: +233 302 779868 / 4725 / 9223 / 2091
Fax: +233 302 778894 / 2934
www.ey.com

Report of External Consultants on the Board Performance Assessment of Zenith Bank Ghana LTD.

We have performed an assessment of the Board of Zenith Bank Ghana LTD (ZBGL) for the year ended 31st December 2022 in accordance with the guidelines of the Bank of Ghana's Corporate Governance Directive 2018, Fit and Proper Persons Directive (2019), Cyber and Information Security Directive (2020) for Banks, Savings and Loans Companies, Finance Houses and Financial Holding Companies.

The directives mandate an evaluation of the Board's performance as a whole, including its sub-committees, and of individual Board members in order to review the effectiveness of its own governance practices and procedures to determine where improvements may be needed, and make any necessary changes.

Section 47 of the directive requires an evaluation of the Board and its individual Directors every two years with external facilitation.

Our approach included the review of ZBGL's Board and Board sub-committee charters, and all relevant policies and procedures. We also administered an online survey to the Board members as well as one-on-one interviews with Directors of the Bank.

The assessment is limited in nature, and therefore it may not necessarily disclose all significant matters about the Bank or reveal irregularities, if any, in the underlying information.

On the basis of our work, the Board of ZBGL **Generally Conforms** with the provisions of the Bank of Ghana's Corporate Governance Directive 2018, Fit and Proper Persons Directive (2019), Cyber and Information Security Directive (2020) for Banks, Savings and Loans Companies, Finance Houses and Financial Holding Companies.

The outcome of the assessment and our recommendations have been articulated and included in our detailed report to the Board. This report should be read in conjunction with the Corporate Governance Section of ZBGL's Annual Report.

For: Ernst & Young

Michael Sackey
Partner, Consulting Services

CORPORATE GOVERNANCE REPORT

Succession Planning

The Bank continues to pursue a robust succession planning process. At the Board level, the Bank has developed an effective system for the nomination of qualified persons as Directors. Succession planning strategy at the Management level focuses on all critical roles at all levels in the organization, to ensure business and leadership continuity. The Bank's recruitment process has been aligned with the succession management process to serve as a source of future appointments into key leadership positions both at the Board and Management levels.

Internal Control Framework

In compliance with Section 14.1 of the CGD, the Bank recognizes the importance of the Internal Control function in the Bank's overall operations and has put in place control systems to ensure that the Bank's operations are carried out in a safe and effective manner. The controls set out the risk acceptance, tolerance levels, and management strategies for the Bank's operations. The controls are well documented and made available to staff to guide their operations. The Internal Audit function carry out periodic reviews of the controls and report deficiencies and preventive or remediation actions by Management to the Board Audit Committee. The Bank has also implemented an Internal Control Over Financial Reporting Framework, in line with the Group's reporting requirements, to strengthen the control environment. The function is headed by the Head of Internal Control, who reports directly to the MD/CEO.

Internal Audit

The Bank has an Internal Audit function headed by the Head of Internal Audit who is appointed and assessed by the Board Audit Committee and reports directly to that committee.

The Board confirms the internal audit function put in place is effective in providing an independent assessment of the adequacy of, and compliance with established policies and procedures. The Head of Internal Audit submits quarterly reports to the Board Audit Committee and the report is reviewed by the Board Audit Committee and appropriate recommendations are made towards the strengthening of the function.

Conflicts of Interest

The Board has an approved Conflict of Interest Policy and Register. The document covers areas such as duties, disclosures, responsibilities, reviews, and approval process for directors in relation to activities that could result in conflict of interest. No conflict of interest or material conflict of interest case, involving any of the Directors, came to the attention of the Board for the year ended 31 December 2023.

Ethics and Professionalism

Management has communicated the principles of ethics and professionalism in the Staff Handbook to its employees in the discharge of their duties. The handbook was reviewed and approved by the Board. This handbook sets the professionalism and integrity required for business operations which covers compliance with the law, conflict of interest, bribery, and strict adherence to these principles to eliminate the potential for illegal practice. Staff and directors are bound by and sign the code of conduct and professional ethics declaration prior to their appointment and annually after their appointment. Upon their appointment, Directors also swear an Oath of Confidentiality which is administered by a High Court Judge in Chambers.

In compliance with the requirements of Section 17 of the CGD, the Bank has a Code of Conduct which captures issues relating to whistle blowing, protecting the Bank's assets, accuracy of record keeping, fair employment practices and diversity, workplace responsibilities, discrimination and harassment and professional conduct, dealing with suppliers, conflict of interest, privacy of information, insider trading, and personal behaviour among others.

Related Party Transactions

The Bank has in place policies and procedures to ensure that all related party transactions are carried out at arm's length and in accordance with the Banks and Specialised Deposit Taking Institutions Act, 2016 (Act 930). This is intended to ensure that there is no favourable treatment given to a related party. The Board reviewed all related party transactions during the period under review. Related party transactions for the year ended 31 December 2023 is disclosed in Note 33 of the financial statements.

Corporate Governance Framework

The Bank has a well outlined Corporate Governance framework which is captured in the Board and Board Committees Charters as well as Management Committees Charters in line with Section 7.1 of the CGD. The Board uses these documents to drive key governance performance indicators in the Bank.

Management Reporting Structures

The Board monitors and ensures that the actions of Key Management Personnel are consistent with the strategy and policies approved by the Board, including the risk tolerance/appetite and risk culture. The Bank has Management committees that support the Managing Director in the day to day running of the Bank. On quarterly basis, the Managing Director/ Chief Executive Officer reports to the Board on business development, risk management, human resource development as well as new developments in the industry and the markets (both local and international).

CORPORATE GOVERNANCE REPORT

ANNUAL RISK MANAGEMENT DECLARATION

In compliance with Section 39 of the Risk Management Directive 2021, the Bank declares as follows:



ZENITH BANK (GHANA) LIMITED

HEAD OFFICE

Zenith Bank (Ghana) Limited
Zenith Heights, No. 37 Independence Avenue, Accra
GPS Address: (GA-030-7585)
P.M.B. CT 393, Accra-Ghana
Tel: +233 302 429700 / 302 611500 / 302 680884
Email: info@zenithbank.com.gh
Website: www.zenithbank.com.gh / SWIFT: ZEBLGHAC

February 23, 2024

The Head,
Banking Supervision Department,
Bank of Ghana,
1 Thorpe Road,
Accra.

Dear Sir,


ANNUAL RISK MANAGEMENT DECLARATION PURSUANT TO SECTION 39 OF THE RISK MANAGEMENT DIRECTIVE 2021

Pursuant to the foregoing Zenith Bank (Ghana) Ltd ("the Bank") declares that, to the best of its knowledge, and having made appropriate enquiries in all material respects:

1. The Bank has put in place systems for ensuring compliance with all prudential requirements,
2. The systems and resources that are in place for identifying, measuring, evaluating, controlling, mitigating and reporting material risks, and the Risk Management Framework itself are appropriate to the Bank and are commensurate with the size, business mix and complexity of the Bank.
3. The risk management and internal control systems in place are operating effectively and are adequate.
4. The Bank has a Risk Management Strategy (RMS) that complies with the *Risk Management Directive 2021* and the Bank has complied with the requirements defined in the RMS, and
5. The Bank is satisfied with the effectiveness of its processes and management information systems.

Thank you.

Yours faithfully,
For: ZENITH BANK (GHANA) LTD.


CHARLES B. NIMAKO
Chairperson, Board Risk Committee


FREDA Y. DUPLAN
Board Chairperson

INDEPENDENT AUDITOR'S REPORT TO THE MEMBERS OF ZENITH BANK (GHANA) LTD

REPORT ON THE AUDIT OF THE FINANCIAL STATEMENTS

Our opinion

In our opinion, the accompanying financial statements give a true and fair view of the financial position of Zenith Bank (Ghana) Ltd (the "Bank") as at 31 December 2023, and of its financial performance and its cash flows for the year then ended in accordance with International Financial Reporting Standards with the IAS 29 directive issued by the Institute of Chartered Accountants Ghana (ICAG) and in the manner required by the Companies Act, 2019 (Act 992) and the Banks and Specialised Deposit-Taking Institutions Act, 2016 (Act 930).

What we have audited

We have audited the financial statements of Zenith Bank (Ghana) Ltd for the year ended 31 December 2023.

The financial statements comprise:

The statement of financial position as at 31 December 2023;

- The statement of comprehensive income for the year then ended;
- The statement of changes in equity for the year then ended;
- The statement of cash flows for the year then ended; and
- The notes to the financial statements, which include a summary of significant accounting policies.

Independence

We are independent of the Bank in accordance with the International Code of Ethics for Professional Accountants (including International Independence Standards) (the Code) issued by the International Ethics Standards Board for Accountants and the independence requirements of section 143 of the Companies Act, 2019 (Act 992) that are relevant to our audit of the financial statements. We have fulfilled our other ethical responsibilities in accordance with the Code.

Basis for opinion

We conducted our audit in accordance with International Standards on Auditing (ISAs). Our responsibilities under those standards are further described in the Auditor's responsibilities for the audit of the financial statements section of our report.

We believe that the audit evidence we have obtained is sufficient and appropriate to provide a basis for our opinion.

INDEPENDENT AUDITOR'S REPORT TO THE MEMBERS OF ZENITH BANK (GHANA) LTD

KEY AUDIT MATTERS (CONTINUED)

Key audit matters

Key audit matters are those matters that, in our professional judgement, were of most significance in our audit of the financial statements of the current period. These matters were addressed in the context of our audit of the financial statements as a whole, and in forming our opinion thereon, and we do not provide a separate opinion on these matters.

Key audit matter	How our audit addressed the key audit matter						
<p>Impairment allowance on loans and advances to customers</p> <p>The Bank recognises impairment on its financial assets, using the expected credit loss (ECL) methodology, in line with the requirements of IFRS 9. The expected credit loss provision on loans and advances is as follows;</p> <table border="1" data-bbox="114 987 777 1182"> <thead> <tr> <th data-bbox="114 987 394 1061">Financial statement line item</th> <th data-bbox="394 987 592 1061">Gross amount GH¢'000</th> <th data-bbox="592 987 777 1061">Impairment GH¢'000</th> </tr> </thead> <tbody> <tr> <td data-bbox="114 1122 394 1182">Loans and advances</td> <td data-bbox="394 1122 592 1182">2,336,239</td> <td data-bbox="592 1122 777 1182">89,257</td> </tr> </tbody> </table> <p>We considered the ECL assessment of loans and advances to be a matter of most significance to our current year audit as this requires significant judgement in applying the methodology used in determining the following estimates:</p> <ul data-bbox="172 1397 777 1816" style="list-style-type: none"> • Significant increase in credit risk (SICR) focusing on both the qualitative and quantitative criteria used by the Bank. • Definition of default and credit impaired assets. • Probability of Default (PD): the likelihood that borrowers will be unable to meet their debt obligations over a particular time horizon. • Loss given default (LGD): percentage exposure at risk that is not expected to be recovered in an event of default. • Exposure at default (EAD): amount expected to be owed the Bank at the time of default. • Forward-looking economic information and scenarios used in the model. <p>The accounting policies, critical estimates and judgements and impairment charge are set out in notes 2.10, 3.2, 5 (a) 11 and 21 to the financial statements.</p>	Financial statement line item	Gross amount GH¢'000	Impairment GH¢'000	Loans and advances	2,336,239	89,257	<p>We obtained an understanding of controls over the loans origination, monitoring and provisioning process. We tested selected key controls focusing on:</p> <ul data-bbox="895 853 1474 1093" style="list-style-type: none"> • The completeness and accuracy of data used as inputs to the models including the transfer of data between source systems and the impairment models. • Periodic monitoring of credit facilities. • Periodic analysis of outcome of impairment provisioning against Bank specific and macro-economic conditions. <p>We tested the appropriateness of management's assumptions including challenging management's determination of:</p> <ul data-bbox="895 1245 1390 1361" style="list-style-type: none"> • Significant increase in credit risk, default. • Probability of default. • Loss given default, and • Exposure at default. <p>We tested the appropriateness of the staging of loans in the ECL model by independently determining the staging of selected loans based on customer's repayment history, compliance to loan covenants and other qualitative factors.</p> <p>We assessed the reasonableness of forward-looking information used in the impairment calculations by challenging the multiple economic scenarios used and the weighting applied.</p> <p>We assessed the completeness and accuracy of data used in the ECL models including the use of collaterals.</p> <p>We tested the appropriateness of disclosures set out in the financial statements.</p>
Financial statement line item	Gross amount GH¢'000	Impairment GH¢'000					
Loans and advances	2,336,239	89,257					

INDEPENDENT AUDITOR'S REPORT TO THE MEMBERS OF ZENITH BANK (GHANA) LTD

KEY AUDIT MATTERS (CONTINUED)

Key audit matter	How our audit addressed the key audit matter										
<p>Impairment allowance and modification gain on investment in debt securities</p> <p>The expected credit loss provision on investment securities is as follows; loans and advances is as follows;</p> <table border="1"> <thead> <tr> <th style="text-align: left;">Financial statement line item</th> <th style="text-align: right;">Gross amount GH¢'000</th> <th style="text-align: right;">Impairment GH¢'000</th> </tr> </thead> <tbody> <tr> <td>Investment securities</td> <td style="text-align: right;">6,144,570</td> <td style="text-align: right;">294,388</td> </tr> </tbody> </table> <table border="1"> <thead> <tr> <th style="text-align: left;">Financial statement line item</th> <th style="text-align: right;">GH¢'000</th> </tr> </thead> <tbody> <tr> <td>Modification gain</td> <td style="text-align: right;">43,250</td> </tr> </tbody> </table> <p>The ECL for investment securities is material to the financial statements in terms of magnitude and level of subjective judgement applied by management.</p> <p>The Government of Ghana announced a voluntary Domestic Debt Exchange Programme (DDEP) which sought to exchange existing eligible domestic notes and bonds. Management segmented the investment securities into a portfolio of instruments eligible for (DDEP) and those instruments that are not eligible for the Programme. Certain out of model adjustments were calculated and assessed based on management's judgement.</p> <p>The key areas of significant management judgement within the ECL calculation include:</p> <ul style="list-style-type: none"> • Determination of SICR • Application of out-of-model adjustments into the ECL measurements • Assessment of the input assumptions applied to estimate the PD, EAD and LGD. <p>The determination of fair values of the new instruments on the date of exchange was done using discounted cash flow models which estimated the discount factors for the categories of bonds exchanged in calculating the modification gain or loss on these bonds.</p> <p>The accounting policies, critical estimates and judgements and impairment charge are set out in 2.10, 3.2, 5(a), 11 and 19 to the financial statements.</p>	Financial statement line item	Gross amount GH¢'000	Impairment GH¢'000	Investment securities	6,144,570	294,388	Financial statement line item	GH¢'000	Modification gain	43,250	<p>We obtained an understanding of the DDEP based on the Exchange Memoranda issued by the Government of Ghana.</p> <p>We tested the appropriateness of the staging of the investment securities by independently assessing management's criteria for significant increase in credit risk.</p> <p>We assessed the reasonableness of out of model adjustments by evaluating key assumptions and inspecting the methodology.</p> <p>We assessed the reasonableness of the discount rates (key assumptions) used for determining the present value of cash flows expected from new bonds.</p> <p>For stage 3 eligible domestic notes and bonds we considered the impairment indicators, uncertainties and assumptions made by management in their assessment of the recoverability of the investments.</p> <p>We assessed the assumptions relating to historical default experience, estimated timing and amount of forecasted cashflows applied within the PD, EAD and LGD for compliance with the requirements of IFRS 9.</p> <p>We assessed the appropriateness of the related disclosures for investment securities in the financial statements in accordance with IFRS 9.</p>
Financial statement line item	Gross amount GH¢'000	Impairment GH¢'000									
Investment securities	6,144,570	294,388									
Financial statement line item	GH¢'000										
Modification gain	43,250										

INDEPENDENT AUDITOR'S REPORT TO THE MEMBERS OF ZENITH BANK (GHANA) LTD

Other information

The Directors are responsible for the other information. The other information comprises the Corporate Information, Report of the Directors, Corporate Governance Report, and the Value Added Statement but does not include the financial statements and our auditor's report thereon, which we obtained prior to the date of this auditor's report and the Financials at a Glance, Financial Highlights, Corporate Profile & Strategy, Branch/Agency Network, Products and Services, Correspondent Banks, Board of Directors, Chairperson's Message, Executive Management, Chief Executive Officer's Review and the Corporate Events & Social Responsibility Initiatives, which are expected to be made available to us after that date.

Our opinion on the financial statements does not cover the other information and we do not and will not express any form of assurance conclusion thereon.

In connection with our audit of the financial statements, our responsibility is to read the other information identified above and, in doing so, consider whether the other information is materially inconsistent with the financial statements or our knowledge obtained in the audit, or otherwise appears to be materially misstated.

If, based on the work we have performed on the other information that we obtained prior to the date of this auditor's report, we conclude that there is a material misstatement of this other information, we are required to report that fact. We have nothing to report in this regard.

When we read the Financials at a Glance, Financial Highlights, Corporate Profile & Strategy, Branch/Agency Network, Products and Services, Correspondent Banks, Board of Directors, Chairperson's Message, Executive Management, Chief Executive Officer's Review and the Corporate Events & Social Responsibility Initiatives, and we conclude that there is a material misstatement therein, we are required to communicate the matter to those charged with governance.

Responsibilities of the Directors for the financial statements

The Directors are responsible for the preparation of financial statements that give a true and fair view in accordance with International Financial Reporting Standards with the IAS 29 directive issued by the Institute of Chartered Accountants Ghana (ICAG) and in the manner required by the Companies Act, 2019 (Act 992) and the Banks and Specialised Deposit-Taking Institutions Act, 2016 (Act 930), and for such internal control as the directors determine is necessary to enable the preparation of financial statements that are free from material misstatement, whether due to fraud or error.

In preparing the financial statements, the directors are responsible for assessing the Bank's ability to continue as a going concern, disclosing, as applicable, matters related to going concern and using the going concern basis of accounting unless the directors either intend to liquidate the Bank or to cease operations, or have no realistic alternative but to do so.

The Directors are responsible for overseeing the financial reporting process.

Auditor's responsibilities for the audit of the financial statements

Our objectives are to obtain reasonable assurance about whether the financial statements as a whole are free from material misstatement, whether due to fraud or error, and to issue an auditor's report that includes our opinion. Reasonable assurance is a high level of assurance but is not a guarantee that an audit conducted in accordance with ISAs will always detect a material misstatement when it exists. Misstatements can arise from fraud or error and are considered material if, individually or in the aggregate, they could reasonably be expected to influence the economic decisions of users taken on the basis of these financial statements.

As part of an audit in accordance with ISAs, we exercise professional judgement and maintain professional scepticism throughout the audit. We also:

- Identify and assess the risks of material misstatement of the financial statements, whether due to fraud or error, design and perform audit procedures responsive to those risks, and obtain audit evidence that is sufficient and appropriate to provide a basis for our opinion. The risk of not detecting a material misstatement resulting from fraud is higher than for one resulting from error, as fraud may involve collusion, forgery, intentional omissions, misrepresentations, or the override of internal control;
- Obtain an understanding of internal control relevant to the audit in order to design audit procedures that are appropriate in the circumstances, but not for the purpose of expressing an opinion on the effectiveness of the Bank's internal control;
- Evaluate the appropriateness of accounting policies used and the reasonableness of accounting estimates and related disclosures made by the Directors;

INDEPENDENT AUDITOR'S REPORT TO THE MEMBERS OF ZENITH BANK (GHANA) LTD

- Conclude on the appropriateness of the Directors' use of the going concern basis of accounting and, based on the audit evidence obtained, whether a material uncertainty exists related to events or conditions that may cast significant doubt on the Bank's ability to continue as a going concern. If we conclude that a material uncertainty exists, we are required to draw attention in our auditor's report to the related disclosures in the financial statements or, if such disclosures are inadequate, to modify our opinion. Our conclusions are based on the audit evidence obtained up to the date of our auditor's report. However, future events or conditions may cause the Bank to cease to continue as a going concern; and
- Evaluate the overall presentation, structure and content of the financial statements, including the disclosures, and whether the financial statements represent the underlying transactions and events in a manner that achieves fair presentation.

We communicate with the Directors regarding, among other matters, the planned scope and timing of the audit and significant audit findings, including any significant deficiencies in internal control that we identify during our audit.

We also provide the Directors with a statement that we have complied with relevant ethical requirements regarding independence and have communicated with them all relationships and other matters that may reasonably be thought to bear on our independence, and where applicable, related safeguards.

From the matters communicated with the Directors, we determine those matters that were of most significance in the audit of the financial statements of the current period and are therefore the key audit matters. We describe these matters in our auditor's report unless law or regulation precludes public disclosure about the matter or when, in extremely rare circumstances, we determine that a matter should not be communicated in our report because the adverse consequences of doing so would reasonably be expected to outweigh the public interest benefits of such communication.

REPORT ON OTHER LEGAL AND REGULATORY REQUIREMENTS

The Companies Act, 2019 (Act 992) requires that in carrying out our audit we consider and report on the following matters. We confirm that:

- We have obtained all the information and explanations which to the best of our knowledge and belief were necessary for the purposes of our audit;
- In our opinion proper books of account have been kept by the Bank, so far as appears from our examination of those books; and
- The Bank's statement of financial position and the Bank's statement of comprehensive income are in agreement with the books of account.

In accordance with section 85(2) of the Banks and Specialised Deposit-Taking Institutions Act, 2016 (Act 930) we hereby confirm that:

- The accounts give a true and fair view of the state of affairs of the Bank and the results of operations for the period under review;
- We were able to obtain all the information and explanations required for the efficient performance of our duties as auditor;
- The Bank's transactions were within its powers; and
- The Bank has, in all material respects, complied with the provisions of this Act.

With respect to the provisions of the Anti-Money Laundering Act, 2022 (Act 1044), the Anti-Terrorism Act, 2008, (Act 762) and the Regulations made under these enactments, we did not identify any instances of non-compliance based on procedures we performed.

With respect to the provisions of section 21 of the corporate governance disclosure directive (2022) issued by Bank of Ghana, we did not identify any instances of non-compliance regarding the Bank's corporate governance practices and report, based on procedures we performed.

The engagement partner on the audit resulting in this independent auditor's report is Destiny Selorm Attatsitsey (ICAG/P/1619).



PricewaterhouseCoopers (ICAG/F/2024/028)
Chartered Accountants
Accra, Ghana
15 March 2024



STATEMENT OF COMPREHENSIVE INCOME

(All amounts are in thousands of Ghana Cedis)

For the Year Ended 31 December

	Note	2023	2022
Interest income	7	1,378,663	1,061,427
Interest expense	7	(364,870)	(343,759)
Net interest income		1,013,793	717,668
Fees and commission income	8	225,006	176,208
Fees and commission expense	8	(29,459)	(20,427)
Net fees and commission income		195,547	155,781
Net trading income	9(a)	332,656	156,749
Net income - financial instruments carried at fair value	9(b)	433	4,977
Other income	10	53,121	13,765
Net trading and other income		386,210	175,491
Operating income		1,595,550	1,048,940
Impairment loss on financial assets	11	(109,351)	(1,193,674)
Personnel expenses	12	(211,740)	(178,405)
Depreciation and amortisation	22(a)	(32,379)	(26,921)
Other expenses	14	(219,691)	(204,524)
Profit/(loss) before income tax		1,022,389	(554,584)
Income tax (expense)/income	15	(346,288)	134,814
Profit/(loss) after tax attributable to equity holders of the Bank		676,101	(419,770)
Other comprehensive income, net of tax		-	-
Total comprehensive income attributable to equity shareholders of the Bank		676,101	(419,770)
Earnings per share Basic & Diluted	16	0.17	-0.10


The notes on pages 59-116 are in integral part of these financial statements

STATEMENT OF FINANCIAL POSITION

(All amounts are in thousands of Ghana Cedis)

As at 31 December

Assets	Note	2023	2022
Cash and bank balances	17	4,175,590	2,963,202
Non-pledged trading assets	18(a)	-	15,271
Pledged trading assets	18(b)	-	1,951
Investment securities	19	5,845,900	3,419,839
Investments (other than securities)	20	252,161	400,699
Derivative financial assets	34	433	-
Current tax receivable	15	220,608	11,799
Loans and advances to customers	21	2,246,982	1,856,211
Property, plant and equipment	22	254,352	187,232
Intangible assets	23	14,073	9,917
Right-of-use assets	13	96,479	94,671
Deferred tax assets	24	113,421	325,018
Other assets	25	643,500	373,761
Total assets		13,863,499	9,659,571
Liabilities			
Derivative financial liabilities	34	-	1,617
Deposits from banks and non-bank financial institutions	26	39,247	17,907
Deposits from customers	27	11,702,523	8,408,201
Borrowings	28	170,422	-
Other liabilities	29	155,070	124,712
Lease liabilities	13	119,108	108,678
Deferred tax liabilities	24	18,661	16,089
Total liabilities		12,205,031	8,677,204
Equity			
Stated capital	30(a)	400,000	400,000
Statutory reserve	30(b)	529,411	444,899
Credit risk reserve	30(b)	-	9,704
Retained earnings	30(b)	729,057	127,764
Total equity		1,658,468	982,367
Total equity and liabilities		13,863,499	9,659,571



Mrs Freda Duplan (Chairperson)



Henry Chinedu Onwuzurigbo (MD/CEO)

The financial statements of the Bank on pages 55 to 116 were approved by the Board of Directors on 8 March 2024. The notes on pages 59 to 116 are an integral part of these financial statements.

STATEMENT OF CHANGES IN EQUITY

(All amounts are in thousands of Ghana Cedis)

Year ended 31 December 2023	Stated Capital	Statutory Reserve	Credit Risk Reserve	Retained Earnings	Total
Balance at 1 January	400,000	444,899	9,704	127,764	982,368
Profit for the year	-	-	-	676,101	676,101
Total comprehensive income	-	-	-	676,101	676,101
Regulatory and other reserve transfers					
Transfer from credit risk reserve	-	-	(9,704)	9,704	-
Transfer to statutory reserve	-	84,512	-	(84,512)	-
Net transfers to reserves	-	84,512	(9,704)	(74,808)	-
Balance at 31 December	400,000	529,411	-	729,057	1,658,468

Year ended 31 December 2022	Stated Capital	Statutory Reserve	Credit Risk Reserve	Retained Earnings	Total
Balance at 1 January	400,000	444,899	19,439	689,799	1,554,137
Profit for the year	-	-	-	(419,770)	(419,770)
Total comprehensive income	-	-	-	(419,770)	(419,770)
Regulatory and other reserve transfers					
Transfer from credit risk reserve	-	-	(9,735)	9,735	-
Transfer to statutory reserve	-	-	-	-	-
Net transfers to reserves	-	-	(9,735)	9,735	-
Transactions with owners					
Dividend paid to equity holders	-	-	-	(152,000)	(152,000)
Net transactions with owners	-	-	-	(152,000)	(152,000)
Balance at 31 December	400,000	444,899	9,704	127,764	982,367

The notes on pages 59 to 116 are an integral part of these financial statements.

STATEMENT OF CASH FLOWS

(All amounts are in thousands of Ghana Cedis)

For the Year Ended 31 December

	Note	2023	2022
Profit/(loss) before tax		1,022,388	(554,584)
Adjustments for:			
Depreciation and amortisation	22(a)	32,379	26,921
Net impairment loss on financial assets	11	109,351	1,193,674
Net interest income	7	(1,013,793)	(717,668)
Profit on disposal of property, plant and equipment	22(b)	(32)	(2,177)
Unrealised exchange difference on borrowings	28	-	28,460
Unrealised exchange difference on cash and banks		15,227	(87,293)
Fair value changes recognised in profit or loss	9(b)	(433)	(4,977)
Modification Gain on investment securities	10	(43,250)	
		121,837	(117,644)
Changes in:			
Investments (Other than securities)	20	148,538	-
Non pledged trading assets	18(a)	15,271	91,419
Pledged trading assets	18(b)	1,951	483,086
Investments securities	19	(475,970)	65,244
Mandatory cash reserve	17	(612,985)	(508,437)
Loans and advances to customers	21	(438,684)	(381,110)
Other assets	25	(269,739)	(180,008)
Deposits from banks and non-bank financial institutions	26	21,340	(1,393)
Deposits from customers	27	3,281,733	2,000,339
Other liabilities	29	(422)	(488,163)
		1,792,870	963,333
Interest received		1,446,109	977,567
Interest paid		(352,271)	(326,978)
Corporate taxes refund received	15	9,381	7,109
Corporate taxes paid	15	(352,727)	(169,501)
Net cash flow generated from operating activities		2,543,362	1,451,530
Cash flow from investing activities			
Acquisition of property, plant and equipment	22	(90,373)	(37,281)
Proceeds from disposal of property, plant and equipment	22(b)	161	3,613
Acquisition of intangible assets	23	(9,808)	(6,331)
Net cash flow used in investing activities		(100,020)	(39,999)
Cash flow from financing activities			
Finance lease payments	13	(12,292)	(8,355)
Dividend paid	31	-	(152,000)
Drawdown on borrowings	28	506,642	-
Derivative liabilities	33	(2,050)	(30,244)
Repayment on borrowings	28	(340,274)	(184,527)
Net cash flow generated from (used) in financing activities		152,026	(375,126)
Net increase in cash and cash equivalents		2,595,368	1,036,405
Balance at beginning	17	2,286,213	1,162,515
Cash and cash equivalents at 31 December		4,881,581	2,198,920
Effect of exchange rate fluctuations on cash and cash equivalents held		(15,227)	87,293
Cash and cash equivalents at 31 December	17	4,866,354	2,286,213

The notes on pages 59 to 116 are an integral part of these financial statements.

NOTES

(All amounts are in thousands of Ghana Cedis)

1. REPORTING ENTITY

Zenith Bank (Ghana) Ltd (the Bank) is a limited liability company incorporated and domiciled in Ghana. The registered office is Zenith Heights, No 37 Independence Avenue, PMB CT 393, Accra. The Bank commenced universal banking operations in September 2005 and operates under the Banks and Specialised Deposit-Taking Institutions Act, 2016 (Act 930). The Bank is a subsidiary of Zenith Bank Plc, a bank incorporated in the Federal Republic of Nigeria.

2. SUMMARY OF SIGNIFICANT ACCOUNTING POLICIES

The principal accounting policies applied in the preparation of these financial statements are set out below. The policies have been consistently applied to all years presented, unless otherwise stated.

2.1 Basis of preparation

The financial statements have been prepared in accordance with International Financial Reporting Standards (IFRS) with the IAS 29 Directive issued by the Institute of Chartered Accountants Ghana (ICAG) and in the manner required by the Companies Act, 2019 (Act 992) and the Banks and Specialised Deposit Taking Institutions Act, 2016 (Act 930). The financial statements were authorised for issue by the Board of Directors on 8 March 2024.

These financial statements have been prepared under the historical cost convention, except for pledged and non-pledged trading assets and derivative financial instruments which are measured at fair value.

The ICAG issued a directive in November 2023 to accountants in business and accountants in practice, together with an update in January 2024 on the application of IAS 29 in Ghana. The ICAG asserts in the directive that based on its analysis of the quantitative and qualitative indicators referred to in IAS 29, Ghana was not a hyper inflationary economy as of December 2023, therefore, IAS 29 will not be applicable for December 2023 financial reporting period. In compliance with the directive, the financial statements of the Bank, including the comparative figures, have not been stated in terms of the measuring unit current at the end of the reporting period.

The preparation of the financial statements in conformity with IFRS requires the use of certain critical accounting estimates. It also requires the directors to exercise judgement in the process of applying the Bank's accounting policies. Changes in assumptions may have a significant impact on the financial statements in the period the assumptions changed. The areas involving a higher degree of judgement or complexity, or areas where assumptions and estimates are significant to the financial statements are disclosed in Note 6.

2.1.1 Changes in accounting policy and disclosures

The following standards and interpretations apply for the first time to financial reporting periods commencing on or after

1 January 2023:

(a) New standards, amendments and interpretations adopted by the Bank

Standards and interpretations effective during the reporting period

(i) Disclosure of Accounting Policies – Amendments to IAS 1 and IFRS Practice Statement 2

The IASB amended IAS 1 to require entities to disclose their material rather than their significant accounting policies. The amendments define what is 'material accounting policy information' and explain how to identify when accounting policy information is material. They further clarify that immaterial accounting policy information does not need to be disclosed. If it is disclosed, it should not obscure material accounting information. To support this amendment, the IASB also amended IFRS Practice Statement 2: Making Materiality Judgements to provide guidance on how to apply the concept of materiality to accounting policy disclosures.

(ii) Definition of Accounting Estimates – Amendments to IAS 8

The amendment to IAS 8 Accounting Policies, Changes in Accounting Estimates and Errors clarifies how companies should distinguish changes in accounting policies from changes in accounting estimates. The distinction is important, because changes in accounting estimates are applied prospectively to future transactions and other future events, but changes in accounting policies are generally applied retrospectively to past transactions and other past events as well as the current period.

(iii) Deferred Tax related to Assets and Liabilities arising from a Single Transaction – Amendments to IAS 12

The amendments to IAS 12 Income Taxes require companies to recognise deferred tax on transactions that, on initial recognition, give rise to equal amounts of taxable and deductible temporary differences. They will typically apply to transactions such as leases of lessees and decommissioning obligations and will require the recognition of additional deferred tax assets and liabilities. The amendment should be applied to transactions that occur on or after the beginning of the earliest comparative period presented. In addition, entities should recognise deferred tax assets (to the extent that it is probable that they can be utilised) and deferred tax liabilities at the beginning of the earliest comparative period for all deductible and taxable temporary differences associated with:

NOTES_(continued)**(All amounts are in thousands of Ghana Cedis)**

2. SUMMARY OF SIGNIFICANT ACCOUNTING POLICIES (Continued)

- Right-of-use assets and lease liabilities, and
- Decommissioning, restoration and similar liabilities, and the corresponding amounts recognised as part of the cost of the related assets.

The cumulative effect of recognising these adjustments is recognised in retained earnings, or another component of equity, as appropriate. IAS 12 did not previously address how to account for the tax effects of on-balance sheet leases and similar transactions and various approaches were considered acceptable. Some entities may have already accounted for such transactions consistent with the new requirements. These entities will not be affected by the amendments.

(iv) Sale or contribution of assets between an investor and its associate or joint venture – Amendments to IFRS 10 and IAS 28

The IASB has made limited scope amendments to IFRS 10 Consolidated Financial Statements and IAS 28 Investments in Associates and Joint Ventures. The amendments clarify the accounting treatment for sales or contribution of assets between an investor and their associates or joint ventures. They confirm that the accounting treatment depends on whether the nonmonetary assets sold or contributed to an associate or joint venture constitute a 'business' (as defined in IFRS 3 Business Combinations).

Where the non-monetary assets constitute a business, the investor will recognise the full gain or loss on the sale or contribution of assets. If the assets do not meet the definition of a business, the gain or loss is recognised by the investor only to the extent of the other investor's interests in the associate or joint venture. The amendments apply prospectively.

(b) New standards, amendments and interpretations issued/amended but not effective**(i) Classification of Liabilities as Current or Non-current Amendments to IAS 1**

The narrow-scope amendments to IAS 1 Presentation of Financial Statements clarify that liabilities are classified as either current or noncurrent, depending on the rights that exist at the end of the reporting period. Classification is unaffected by the expectations of the entity or events after the reporting date (e.g. the receipt of a waiver or a breach of covenant).

The amendments also clarify what IAS 1 means when it refers to the 'settlement' of a liability. The amendments could affect the classification of liabilities, particularly for entities that previously considered management's intentions to determine classification and for some liabilities that can be converted into equity. They must be applied retrospectively in accordance with the normal requirements in IAS 8 Accounting Policies, Changes in Accounting Estimates and Errors. These are effective for periods beginning on or after 1 January 2024. The amendments will have an immaterial impact on the bank.

(ii) Lease Liability in a Sale and Leaseback – Amendments to IFRS 16

In September 2022, the IASB finalised narrow-scope amendments to the requirements for sale and leaseback transactions in IFRS 16 Leases which explain how an entity accounts for a sale and leaseback after the date of the transaction. The amendments specify that, in measuring the lease liability subsequent to the sale and leaseback, the seller-lessee determines 'lease payments' and 'revised lease payments' in a way that does not result in the seller-lessee recognising any amount of the gain or loss that relates to the right of use that it retains. This could particularly impact sale and leaseback transactions where the lease payments include variable payments that do not depend on an index or a rate. These are effective for periods beginning on or after 1 January 2024. The amendments will have an immaterial impact on the bank.

(iii) Supplier finance arrangements – Amendments to IAS 7 and IFRS 7

The IASB has issued new disclosure requirements about supplier financing arrangements ('SFAs'), after feedback to an IFRS Interpretations Committee agenda decision highlighted that the information required by IAS 7 Statement of Cash Flows and IFRS 7 Financial Instruments: Disclosures falls short of meeting user information needs. The objective of the new disclosures is to provide information about SFAs that enables investors to assess the effects on an entity's liabilities, cash flows and the exposure to liquidity risk. The new disclosures include information about the following:

NOTES_(continued)**(All amounts are in thousands of Ghana Cedis)**

2. SUMMARY OF SIGNIFICANT ACCOUNTING POLICIES (Continued)

The terms and conditions of SFAs.

1. The carrying amounts of financial liabilities that are part of SFAs and the line items in which those liabilities are presented.
2. The carrying amount of the financial liabilities in (b) for which suppliers have already received payment from the finance providers.
3. The range of payment due dates for both the financial liabilities that are part of SFAs, and comparable trade payables that are not part of such arrangements.
4. Non-cash changes in the carrying amounts of financial liabilities in (b).
5. Access to SFA facilities and concentration of liquidity risk with finance providers.

The IASB has provided transitional relief by not requiring comparative information in the first year, and also not requiring disclosure of specified opening balances. Further, the required disclosures are only applicable for annual periods during the first year of application. Therefore, the earliest that the new disclosures will have to be provided is in annual financial reports for December 2024 year-ends, unless an entity has a financial year of less than 12 months.

These are effective for periods beginning on or after 1 January 2024. The amendments will have an immaterial impact on the bank.

(iv) Sale or contribution of assets between an investor and its associate or joint venture – Amendments to IFRS 10 and IAS 28

The IASB has made limited scope amendments to IFRS 10 Consolidated Financial Statements and IAS 28 Investments in Associates and Joint Ventures.

The amendments clarify the accounting treatment for sales or contribution of assets between an investor and their associates or joint ventures. They confirm that the accounting treatment depends on whether the non-monetary assets sold or contributed to an associate or joint venture constitute a 'business' (as defined in IFRS 3 Business Combinations).

Where the non-monetary assets constitute a business, the investor will recognise the full gain or loss on the sale or contribution of assets. If the assets do not meet the definition of a business, the gain or loss is recognised by the investor only to the extent of the other investor's interests in the associate or joint venture. The amendments apply prospectively.

In December 2015, the IASB decided to defer the application date of this amendment until such time as the IASB has finalised its research project on the equity method. The amendments will have an immaterial impact on the bank.

2.2 Foreign currency translation**(a) Functional and presentation currency**

The financial statements are presented in Ghana Cedi, which is the Bank's functional currency. Except as indicated, financial information presented in Ghana Cedi has been rounded to the nearest Ghana Cedi.

(b) Transactions and balances

Transactions in foreign currencies are translated to the functional currency of the Bank at exchange rates prevailing at the dates of the transactions. Monetary assets and liabilities denominated in foreign currencies at the reporting date are retranslated to the functional currency at the closing inter-bank mid rates at the reporting date.

The foreign currency gain or loss on monetary items is the difference between amortised cost in the functional currency at the beginning of the period, adjusted for effective interest and payments during the period, and the amortised cost in foreign currency translated at the exchange rate at the end of the period. Non-monetary assets and liabilities denominated in foreign currencies that are measured at fair value are retranslated to the functional currency at the exchange rate at the date that the fair value was determined. Non-monetary items that are measured in terms of historical cost in a foreign currency are translated at exchange rates ruling at the dates of initial recognition. Foreign exchange gains and losses resulting from the settlement of foreign currency transactions and from re translation at year end exchange rates of foreign currency denominated monetary assets and liabilities are recognised in profit or loss.

All foreign exchange gains and losses recognised in profit or loss are presented net within the corresponding item. Foreign exchange gains and losses on other comprehensive income items are presented in other comprehensive income within the corresponding item.

2.3 Interest income and expense

Interest income and expense are recognized in profit or loss using the effective interest method. The effective interest method is the rate that exactly discounts estimated future cash payments or receipts through the expected life of the financial instrument or, when appropriate, a shorter period to the net carrying amount of the financial asset or financial liability. When calculating the effective interest rate, the Bank estimates cash flows considering all contractual terms of the financial instrument, including prepayment options, but does not consider future credit losses. The calculation includes all transaction costs, fees and points paid or received that are an integral part of the effective interest rate.

NOTES_(continued)**(All amounts are in thousands of Ghana Cedis)**

2. SUMMARY OF SIGNIFICANT ACCOUNTING POLICIES (Continued)

Once a financial asset or a group of similar financial assets has been written down as a result of an impairment loss, interest income is recognised using the rate of interest used to discount future cash flows for the purpose of measuring the impairment loss.

2.4 Fees and commission income

Fees and commissions are recognised on an accrual basis when the related services are performed, and the performance obligations associated with the contracts are delivered. Loan commitment fees for loans that are not likely to be drawn down are deferred, together with related direct costs and recognised on a straight-line basis over the commitment period. Fees and commission expenses, which relate mainly to transaction and service fees, are expensed as the related services are received.

2.5 Net trading income

Net trading income comprises gains less losses relating to trading assets and liabilities, including realised and unrealised fair value changes, interest and foreign exchange differences.

2.6 Net income from other financial instruments at fair value through profit or loss

Net income from other financial instruments at fair value through profit or loss relates to non-derivative financial assets held for trading. It includes all realised and unrealised fair value changes, interest, dividends, and foreign exchange differences.

2.7 Dividend income

Dividend income is recognised when the right to receive income is established.

2.8 Leases

The Bank leased various offices, branches, and other premises under non-cancellable lease arrangements. The lease typically ran for a period of up to two years with an option to renew the lease after that date. Lease terms are negotiated on an individual basis and contain a wide range of different terms and conditions. The lease agreements do not impose any covenants other than the security interests in the leased assets that are held by the lessor. Leased assets may not be used as security for borrowing purposes. Leases are recognised as a right-of-use asset and a corresponding liability at the date at which the leased asset is available for use by the Bank.

Assets and liabilities arising from a lease are initially measured on a present value basis. Lease liabilities include the net present value of the following lease payments:

- Fixed payments (including in-substance fixed payments), less any lease incentives receivable
- Variable lease payment that are based on a rate, initially measured as at the commencement date
- Amounts expected to be payable by the Bank under residual value guarantees
- The exercise price of a purchase option if the Bank is reasonably certain to exercise that option, and
- Payments of penalties for terminating the lease, if the lease term reflects the group exercising that option.

Lease payments to be made under reasonably certain extension options are also included in the measurement of the liability. The lease payments are discounted using the interest rate implicit in the lease. If that rate cannot be readily determined, which is generally the case for leases in the Bank, the lessee's incremental borrowing rate is used, being the rate that the individual lessee would have to pay to borrow the funds necessary to obtain an asset of similar value to the right-of-use asset in a similar economic environment with similar terms, security and conditions. To determine the incremental borrowing rate, the Bank:

- Where possible, uses recent third-party financing received by the individual lessee as a starting point, adjusted to reflect changes in financing conditions since third party financing was received, and
- Makes adjustments specific to the lease, e.g. term, country, currency and security.

Lease payments are allocated between principal and finance cost. The finance cost is charged to profit or loss over the lease period so as to produce a constant periodic rate of interest on the remaining balance of the liability for each period.

Right-of-use assets are measured at cost less accumulated depreciation and impairment losses comprising the following:

- The amount of the initial measurement of lease liability
- Any lease payments made at or before the commencement date less any lease incentives received
- Any initial direct costs, and
- Restoration costs.

NOTES_(continued)

(All amounts are in thousands of Ghana Cedis)

2. SUMMARY OF SIGNIFICANT ACCOUNTING POLICIES (Continued)

Right-of-use assets are generally depreciated over the shorter of the asset's useful life and the lease term on a straight-line basis. If the group is reasonably certain to exercise a purchase option, the right-of-use asset is depreciated over the underlying asset's useful life. Right-of-use buildings held by the Bank under IFRS 16 are not revalued.

Payments associated with short-term leases of equipment and vehicles and all leases of low-value assets are recognised on a straight-line basis as an expense in profit or loss. Short-term leases are leases with a lease term of 12 months or less. Low-value assets comprise IT equipment and small items of office furniture.

Extension and termination options are included in a number of property and equipment leases across the Bank. These are used to maximise operational flexibility in terms of managing the assets used in the Bank's operations. The majority of extension and termination options held are exercisable only by the Bank and not by the respective lessor.

2.9 Income tax

Current income tax

Income tax payable on taxable profits is recognised as an expense in the period in which the profits arise. Income tax recoverable on tax allowable losses is recognised as an asset only to the extent that it is regarded as recoverable by offset against current or future taxable profits.

Current tax assets and liabilities for the current and prior years are measured at the amount expected to be recovered or paid to the Ghana Revenue Authority. The tax rates and tax laws used to compute the amount are those that are enacted or substantively enacted by the statement of financial position date.

Income tax expense comprises current and deferred tax. Income tax expense is recognised in profit or loss except to the extent that it relates to items recognised directly in equity or other comprehensive income.

Deferred tax

Deferred tax is provided on temporary differences at the reporting date between the tax bases of assets and liabilities and their carrying amounts for financial reporting purposes.

Deferred tax liabilities are recognised for all taxable temporary differences, except:

- Where the deferred tax liability arises from the initial recognition of goodwill or of an asset or liability in a transaction that is not a business combination and, at the time of the transaction, affects neither the accounting profit nor taxable profit or loss and
- In respect of taxable temporary differences associated with investments in subsidiaries and associates, where the timing of the reversal of the temporary differences can be controlled and it is probable that the differences will not reverse in the foreseeable future.
- Deferred tax assets are recognised for all deductible temporary differences, carry forward of unused tax credits and unused tax losses to the extent that it is probable that taxable profits will be available against which the deductible temporary differences and the carry forward of unused tax credits and unused tax losses can be utilised except;
- Where deferred tax asset relating to the deductible temporary differences arises from the initial recognition of an asset or liability in a transaction that is not a business combination and, at the time of the transaction, affects neither the accounting profit nor taxable profit or loss; and
- In respect of taxable temporary differences associated with investments in subsidiaries and associates, deferred tax assets are recognised only to the extent that it is probable that the temporary differences will reverse in the foreseeable future and taxable profit will be available against which the temporary differences can be utilised.

The carrying amount of deferred tax assets is reviewed at each reporting date and reduced to the extent that it is no longer probable that sufficient taxable profit will be available to allow all or part of the deferred tax asset to be utilised. Unrecognised deferred tax assets are reassessed at each reporting date and recognised to the extent that it has become probable that future taxable profit will allow the deferred tax asset to be recovered. Deferred tax assets and liabilities are measured at the tax rates that are expected to apply in the year when the asset is realised or the liability is settled, based on the tax rates (and tax laws) that have been enacted or substantively enacted at the reporting date.

NOTES_(continued)**(All amounts are in thousands of Ghana Cedis)**

2. SUMMARY OF SIGNIFICANT ACCOUNTING POLICIES (Continued)

Current tax and deferred tax relating to items recognised directly in equity are also recognised in the statement of changes in equity and not in the statement of comprehensive income. Deferred and current tax assets and liabilities are only offset when they arise in the same tax reporting entity and the same taxation authority, and where there is both the legal right to set off current tax assets against current tax liabilities and the intention to settle on a net basis or to realise the asset and settle the liability simultaneously.

In determining the amount of current and deferred tax, the Bank considers the impact of tax exposures, including whether additional taxes and interest may be due. This assessment relies on estimates and assumptions and may involve a series of judgements about future events. New information may become available that causes the Bank to change its judgement regarding the adequacy of existing tax liabilities; such changes to tax liabilities would impact tax expense in the period in which such a determination is made.

2.10 Financial assets and liabilities**2.10.1 Financial assets****Measurement methods****Amortised cost and effective interest rate**

The amortised cost is the amount at which the financial asset or financial liability is measured at initial recognition minus the principal repayments, plus or minus the cumulative amortisation using the effective interest method of any difference between that initial amount and the maturity amount and, for financial assets, adjusted for any loss allowance.

The effective interest rate is the rate that exactly discounts estimated future cash payments or receipts through the expected life of the financial asset or financial liability to the gross carrying amount of a financial asset (i.e. its amortised cost before any impairment allowance) or to the amortised cost of a financial liability. The calculation does not consider expected credit losses and includes transaction costs, premiums or discounts and fees and points paid or received that are integral to the effective interest rate, such as origination fees.

For purchased or originated credit-impaired ('POCI') financial assets – assets that are credit-impaired at initial recognition – the Bank calculates the credit-adjusted effective interest rate, which is calculated based on the amortised cost of the financial asset instead of its gross carrying amount and incorporates the impact of expected credit losses in estimated future cash flows.

When the Bank revises the estimates of future cash flows, the carrying amount of the respective financial assets or financial liability is adjusted to reflect the new estimate discounted using the original effective interest rate. Any changes are recognised in profit or loss.

(i) Initial recognition and measurement

Financial assets and financial liabilities are recognised when the entity becomes a party to the contractual provisions of the instrument or regular way purchases and sales of financial assets are recognised on settlement-date, the date on which the Bank pays for or receives value for the instrument.

At initial recognition, the Bank measures a financial asset or financial liability at its fair value plus or minus, in the case of a financial asset or financial liability not at fair value through profit or loss, transaction costs that are incremental and directly attributable to the acquisition or issue of the financial asset or financial liability, such as fees and commissions. Transaction costs of financial assets and financial liabilities carried at fair value through profit or loss are expensed in profit or loss. Immediately after initial recognition, an expected credit loss allowance (ECL) is recognised for financial assets measured at amortised cost and investments in debt instruments measured at FVOCI, which results in an accounting loss being recognised in profit or loss when an asset is newly originated.

When the fair value of financial assets and liabilities differs from the transaction price on initial recognition, the entity recognises the difference as follows:

- a) When the fair value is evidenced by a quoted price in an active market for an identical asset or liability (i.e. a Level 1 input) or based on a valuation technique that uses only data from observable markets, the difference is recognised as a gain or loss.
- b) In all other cases, the difference is deferred, and the timing of recognition of deferred day one profit or loss is determined individually. It is either amortised over the life of the instrument, deferred until the instrument's fair value can be determined using market observable inputs, or realised through settlement.

(ii) Classification and subsequent measurement

The Bank applies IFRS 9 and classifies its financial assets in the following measurement categories:

- Fair value through profit or loss (FVPL);
- Fair value through other comprehensive income (FVOCI); or
- Amortised cost.

NOTES^(continued)

(All amounts are in thousands of Ghana Cedis)

2. SUMMARY OF SIGNIFICANT ACCOUNTING POLICIES (Continued)

The classification requirements for debt and equity instruments are described below:

Debt instruments

Debt instruments are those instruments that meet the definition of a financial liability from the issuer's perspective, such as loans and investment securities.

Classification and subsequent measurement of debt instruments depend on:

- The Bank's business model for managing the asset; and
- The cash flow characteristics of the asset.

Based on these factors, the Bank classifies its debt instruments into one of the following three measurement categories:

a) Amortised cost: Assets that are held for collection of contractual cash flows where those cash flows represents solely payments of principal and interest ('SPPI'), and that are not designated at FVPL, are measured at amortised cost. The carrying amount of these assets is adjusted by any expected credit loss allowance recognised and measured. Interest income from these financial assets is included in 'Interest income' using the effective interest rate method.

b) Fair value through other comprehensive income (FVOCI): Financial assets that are held for collection of contractual cash flows and for selling the assets, where the assets' cash flows represent solely payments of principal and interest, and that are not designated at FVPL, are measured at fair value through other comprehensive income (FVOCI). Movements in the carrying amount are taken through OCI, except for the recognition of impairment gains or losses, interest revenue and foreign exchange gains and losses on the instrument's amortised cost which are recognised in profit or loss. When the financial asset is derecognised, the cumulative gain or loss previously recognised in OCI is reclassified from equity to profit or loss and recognised in 'other operating income'. Interest income from these financial assets is included in 'Interest income' using the effective interest rate method.

c) Fair value through profit or loss: Assets that do not meet the criteria for amortised cost or FVOCI are measured at fair value through profit or loss. A gain or loss on a debt investment that is subsequently measured at fair value through profit or loss and is not part of a hedging relationship is recognised in profit or loss and presented in the profit or loss statement within 'Net trading income' in the period in which it arises. Interest income from these financial assets is included in 'Interest income' using the effective interest rate method.

The above classifications are done using:

Business model: The business model reflects how the Bank manages the assets in order to generate cash flows. That is, whether the Bank's objective is solely to collect the contractual cash flows from the assets or is to collect both the contractual cash flows and cash flows arising from the sale of assets. If neither of these is applicable (e.g. financial assets are held for trading purposes), then the financial assets are classified as part of 'other' business model and measured at FVPL. Factors considered by the Bank in determining the business model for a group of assets include past experience on how the cash flows for these assets were collected, how the asset's performance is evaluated and reported to key management personnel, how risks are assessed and managed and how managers are compensated. Securities held for trading are held principally for the purpose of selling in the near term or are part of a portfolio of financial instruments that are managed together and for which there is evidence of a recent actual pattern of short-term profit-taking. These securities are classified in the 'other' business model and measured at FVPL.

SPPI: Where the business model is to hold assets to collect contractual cash flows or to collect contractual cash flows and sell, the Bank assesses whether the financial instruments' cash flows represent solely payments of principal and interest (the 'SPPI test'). In making this assessment, the Bank considers whether the contractual cash flows are consistent with a basic lending arrangement i.e. interest includes only consideration for the time value of money, credit risk, other basic lending risks and a profit margin that is consistent with a basic lending arrangement. Where the contractual terms introduce exposure to risk or volatility that are inconsistent with a basic lending arrangement, the related financial asset is classified and measured at fair value through profit or loss.

The Bank reclassifies debt investments when and only when its business model for managing those assets changes. The reclassification takes place from the start of the first reporting period following the change. Such changes are expected to be very infrequent and none occurred during the period.

Equity instruments

Equity instruments are instruments that meet the definition of equity from the issuer's perspective; that is, instruments that do not contain a contractual obligation to pay and that evidence a residual interest in the issuer's net assets. Examples of equity instruments include basic ordinary shares.

NOTES_(continued)**(All amounts are in thousands of Ghana Cedis)**

2. SUMMARY OF SIGNIFICANT ACCOUNTING POLICIES (Continued)

The Bank subsequently measures all equity investments at fair value through profit or loss, except where the Bank's management has elected, at initial recognition, to irrevocably designate an equity investment at fair value through other comprehensive income. The Bank's policy is to designate equity investments as FVOCI when those investments are held for purposes other than to generate investment returns. When this election is used, fair value gains and losses are recognised in OCI and are not subsequently reclassified to profit or loss, including on disposal. Impairment losses (and reversal of impairment losses) are not reported separately from other changes in fair value. Dividends, when representing a return on such investments, continue to be recognised in profit or loss as other income when the Bank's right to receive payments is established.

(iii) Impairment

The Bank assesses on a forward-looking basis the expected credit loss ('ECL') associated with its debt instrument assets carried at amortised cost and FVOCI and with the exposure arising from loan commitments and financial guarantee contracts. The Bank recognises a loss allowance for such losses at each reporting date. The measurement of ECL reflects:

- An unbiased and probability-weighted amount that is determined by evaluating a range of possible outcomes;
- The time value of money; and
- Reasonable and supportable information that is available without undue cost or effort at the reporting date about past events, current conditions and forecasts of future economic conditions.

Refer to Note 3.2.2 for further details on the impairment process of financial assets.

(iv) Modification of loans

The Bank sometimes renegotiates or otherwise modifies the contractual cash flows of loans to customers. When this happens, the Bank assesses whether or not the new terms are substantially different to the original terms. The Bank does this by considering, among others, the following factors:

- If the borrower is in financial difficulty, whether the modification merely reduces the contractual cash flows to amounts the borrower is expected to be able to pay.
- Significant extension of the loan term when the borrower is not in financial difficulty.
- Significant change in the interest rate.

If the terms are substantially different, the Bank derecognises the original financial asset and recognises a 'new' asset at fair value and recalculates a new effective interest rate for the asset. The date of renegotiation is consequently considered to be the date of initial recognition for impairment calculation purposes, including for the purpose of determining whether a significant increase in credit risk has occurred. However, the Bank also assesses whether the new financial asset recognised is deemed to be credit-impaired at initial recognition, especially in circumstances where the renegotiation was driven by the debtor being unable to make the originally agreed payments. Differences in the carrying amount are also recognised in profit or loss as a gain or loss on de-recognition.

If the terms are not substantially different, the renegotiation or modification does not result in de-recognition, and the Bank recalculates the gross carrying amount based on the revised cash flows of the financial asset and recognises a modification gain or loss in profit or loss. The new gross carrying amount is recalculated by discounting the modified cash flows at the original effective interest rate (or credit-adjusted effective interest rate for purchased or originated credit-impaired financial assets).

(v) Derecognition other than on a modification

The Bank derecognises a financial asset when the contractual rights to the cash flows from the financial asset expire, or it transfers the rights to receive the contractual cash flows in a transaction in which substantially all of the risks and rewards of ownership of the financial asset are transferred or in which the Bank neither transfers nor retains substantially all of the risks and rewards of ownership and it does not retain control of the financial asset.

On derecognition of a financial asset, the difference between the carrying amount of the asset (or the carrying amount allocated to the portion of the asset derecognised) and the sum of (i) the consideration received (including any new asset obtained less any new liability assumed) and (ii) any cumulative gain or loss that had been recognised in OCI is recognised in profit or loss. Any interest in transferred financial assets that qualify for derecognition that is created or retained by the Bank is recognised as a separate asset or liability.

Financial guarantee contracts and loan commitments

Financial guarantee contracts are contracts that require the issuer to make specified payments to reimburse the holder for a loss it incurs because a specified debtor fails to make payments when due, in accordance with the terms of a debt instrument. Such financial guarantees are given to banks, financial institutions, and others on behalf of customers to secure loans, overdrafts and other banking facilities.

NOTES_(continued)

(All amounts are in thousands of Ghana Cedis)

2. SUMMARY OF SIGNIFICANT ACCOUNTING POLICIES (Continued)

Financial guarantee contracts are initially measured at fair value and subsequently measured at the higher of:

- The amount of the loss allowance; and
- The premium received on initial recognition less income recognised in accordance with the principles of IFRS 15.

Loan commitments provided by the Bank are measured as the amount of the loss allowance. The Bank has not provided any commitment to provide loans at a below-market interest rate, or that can be settled net in cash or by delivering or issuing another financial instrument.

For loan commitments and financial guarantee contracts, the loss allowance is recognised as a provision. However, for contracts that include both a loan and an undrawn commitment and the Bank cannot separately identify the expected credit losses on the undrawn commitment component from those on the loan component, the expected credit losses on the undrawn commitment are recognised together with the loss allowance for the loan. To the extent that the combined expected credit losses exceed the gross carrying amount of the loan, the expected credit losses are recognised as a provision.

2.10.2 Financial Liabilities

(i) Classification

The Bank classifies its financial liabilities, other than financial guarantees and loan commitments, as measured at amortised cost.

(ii) Measurement

The 'amortised cost' of a financial liability is the amount at which the financial asset or financial liability is measured at initial recognition, minus principal repayments, plus or minus the cumulative amortisation using the effective interest method of any difference between the initial amount recognised and the maturity amount, minus any reduction for impairment.

(iii) Derecognition

A financial liability is derecognised when the obligation under the liability is discharged or cancelled or expires. Where an existing financial liability is replaced by another from the same lender on substantially different terms, or the terms of an existing liability are substantially modified, such an exchange or modification is treated as a de-recognition of the original liability and the recognition of a new liability, and the difference in the respective carrying amounts is recognised in profit or loss.

2.10.3 Fair value measurement

'Fair value' is the price that would be received to sell an asset or paid to transfer a liability in an orderly transaction between market participants at the measurement date in the principal or, in its absence, the most advantageous market to which the Bank has access at that date. The fair value of a liability reflects its non-performance risk.

When available, the Bank measures the fair value of an instrument using the quoted price in an active market for that instrument. A market is regarded as active if transactions for the asset or liability take place with sufficient frequency and volume to provide pricing information on an ongoing basis.

If there is no quoted price in an active market, then the Bank uses valuation techniques that maximise the use of relevant observable inputs and minimise the use of unobservable inputs. The chosen valuation technique incorporates all of the factors that market participants would take into account in pricing a transaction.

The best evidence of the fair value of a financial instrument at initial recognition is normally the transaction price – i.e. the fair value of the consideration given or received. If the Bank determines that the fair value at initial recognition differs from the transaction price and the fair value is evidenced neither by a quoted price in an active market for an identical asset or liability nor based on a valuation technique that uses only data from observable markets, then the financial instrument is initially measured at fair value, adjusted to defer the difference between the fair value at initial recognition and the transaction price.

Subsequently, that difference is recognised in profit or loss on an appropriate basis over the life of the instrument but no later than when the valuation is wholly supported by observable market data or the transaction is closed out.

If an asset or a liability measured at fair value has a bid price and an ask price, then the Bank measures assets and long positions at a bid price and liabilities and short positions at an ask price.

Portfolios of financial assets and financial liabilities that are exposed to market risk and credit risk that are managed by the Bank on the basis of the net exposure to either market or credit risk are measured on the basis of a price that would be received to sell a net long position (or paid to transfer a net short position) for a particular risk exposure. Those portfolio level adjustments are allocated to the individual assets and liabilities on the basis of the relative risk adjustment of each of the individual instruments in the portfolio.

NOTES_(continued)**(All amounts are in thousands of Ghana Cedis)**

2. SUMMARY OF SIGNIFICANT ACCOUNTING POLICIES (Continued)

The fair value of a demand deposit is not less than the amount payable on demand, discounted from the first date on which the amount could be required to be paid.

The Bank recognises transfers between levels of the fair value hierarchy as of the end of the reporting period during which the change has occurred.

2.10.4 Repurchase and reverse repurchase agreements

Securities may be lent subject to a commitment to repurchase it at a specified date ('a repo'). Such securities are not derecognised but retained on the statement of financial position when substantially all the risks and rewards of ownership remain with the Bank. Any cash received, including accrued interest, is recognised on the statement of financial position reflecting its economic substance as a loan to the Bank.

Conversely, securities borrowed or purchased securities subject to a commitment to resell at a specified date (a 'reverse repo') is not recognised on the statement of financial position as the transactions are treated as collateralised loans. However, where the securities borrowed is sold to third parties, the obligation to repurchase the securities is recorded as a trading liability at fair value and any subsequent gain or loss included in net trading income.

2.10.5 Cash and cash equivalents

Cash and cash equivalents include notes and coins on hand, unrestricted balances held with central banks and highly liquid financial assets with original maturities of three months or less from the acquisition date that are subject to an insignificant risk of changes in their fair value, and are used by the Bank in the management of its short term commitments.

Cash and cash equivalents are carried at amortised cost in the statement of financial position.

2.10.6 Loans and advances

'Loans and advances' are non-derivative financial assets with fixed or determinable payments that are not quoted in an active market and that the Bank does not intend to sell immediately or in the near term. Loans and advances to banks are classified as hold to collect.

Loans and advances to customers include:

- Those classified as loans and receivables; and
- Finance lease receivables.

Loans and advances are initially measured at fair value plus incremental direct transaction costs, and subsequently measured at their amortised cost using the effective interest method. Loans and advances also include finance lease receivables in which the Bank is the lessor.

When the Bank purchases a financial asset and simultaneously enters into an agreement to resell the asset (or a substantially similar asset) at a fixed price on a future date (reverse repo or stock borrowing), the arrangement is accounted for as a loan or advance, and the underlying asset is not recognised in the Bank's financial statements.

2.10.7 Investments

Investment securities are initially measured at fair value plus incremental direct transaction costs and subsequently accounted for depending on their classification as hold to collect or hold to sell.

2.10.8 Non pledged and pledged trading assets

The trading assets portfolio; both pledged and non-pledged comprises debt securities purchased with the intent of short term profit taking. The Bank values these securities with reference to quoted prices in active markets for identical assets.

These securities are designated at fair value, with fair value changes recognized immediately in profit or loss.

2.10.9 Offsetting financial instruments

Financial assets and financial liabilities are offset and the net amount presented in the statement of financial position when, and only when, the Bank has a legal right to set off the amounts and it intends either to settle them on a net basis or to realise the asset and settle the liability simultaneously.

Income and expenses are presented on a net basis only when permitted under IFRS, or for gains and losses arising from a group of similar transactions such as in the Bank's trading activity.

2.10.10 Derivatives

Derivatives are initially recognised at fair value on the date a derivative contract is entered into, and they are subsequently remeasured to their fair value at the end of each reporting period. Derivatives are carried as financial assets when the fair value is positive and as financial liabilities when the fair value is negative. Any gains or losses arising from changes in the fair value of derivatives are taken directly to profit or loss.

NOTES_(continued)**(All amounts are in thousands of Ghana Cedis)**

2. SUMMARY OF SIGNIFICANT ACCOUNTING POLICIES (Continued)

2.11 Collateral

The Bank obtains collateral in respect of customer liabilities where this is considered appropriate. The collateral normally takes the form of cash or securities in respect of other credit instruments or a lien over the customer's assets and gives the Bank a claim on these assets for both existing and future liabilities. Collateral received in the form of securities is not recorded on the statement of financial position. Collateral received in the form of cash is recorded on the statement of financial position with a corresponding liability. These items are assigned to deposits received from banks or other counterparties. Any interest payable or receivable arising is recorded as interest payable or interest income respectively except for funding costs relating to trading activities which are recorded in net trading income.

2.12 Property, plant and equipment**(i) Recognition and measurement**

Items of property and equipment are measured at cost less accumulated depreciation and impairment losses. Cost includes expenditures that are directly attributable to the acquisition of the asset. The cost of self-constructed assets includes the cost of materials and direct labour, any other costs directly attributable to bringing the assets to a working condition for their intended use, the costs of dismantling and removing the items and restoring the site on which they are located, and capitalised borrowing costs. Items in work in progress are measured at cost less accumulated impairment losses.

Purchased software that is integral to the functionality of the related equipment is capitalised as part of that equipment.

When parts of an item of property or equipment have different useful lives, they are accounted for as separate items (major components) of property and equipment.

The gain or loss on disposal of an item of property and equipment is determined by comparing the proceeds from disposal with the carrying amount of the item of property and equipment and is recognised in other income/other expenses in profit or loss.

(ii) Subsequent costs

The cost of replacing part of an item of property or equipment is recognised in the carrying amount of the item if it is probable that the future economic benefits embodied within the part will flow to the Bank and its cost can be measured reliably. The costs of the day-to-day servicing of property and equipment are recognised in profit or loss as incurred.

(iii) Depreciation

Depreciation is recognised in profit or loss on a straight-line basis over the estimated useful lives of each part of an item of property and equipment since this most closely reflects the expected pattern of consumption of the future economic benefits embodied in the asset. Leased assets under finance leases are depreciated over the shorter of the lease term and their useful lives. The estimated useful lives for the current and corresponding periods are as follows:

• Leasehold land and buildings	50 years
• Leasehold improvements	5 years
• Furniture, fittings and equipment	4-5 years
• Computers	3 years
• Motor vehicles	4 years

2.13 Leasehold properties

Leasehold properties, representing lands held by the Bank under various leasehold agreements and the buildings on them, are initially recognised at cost. Subsequent to initial recognition, leasehold properties are amortised over the lease term of the properties. The amortisation is recognised in profit or loss. The leasehold lands are presented in property, plant and equipment by the Bank as an accounting policy choice and not included in right-of-use assets.

2.14 Intangible assets**Computer software**

Software acquired by the Bank is measured at cost less accumulated amortisation and accumulated impairment losses. Subsequent expenditure on software assets is capitalised only when it increases the future economic benefits embodied in the specific asset to which it relates. All other expenditure is expensed as incurred.

Intangible assets with indefinite useful lives are not amortized. Amortisation is recognised in profit or loss on a straight-line basis over the estimated useful life of the software, from the date that it is available for use. The estimated useful life of software is three years. Amortisation methods, useful lives and residual values are reviewed at each financial year end and adjusted if appropriate.

2.15 Impairment of non financial assets

The carrying amounts of the Bank's non-financial assets other than deferred tax assets, are reviewed at each reporting date to determine whether there is any indication of impairment. If any such indication exists, then the asset's recoverable amount is estimated. An impairment loss is recognised if the carrying amount of an asset or its cash generating unit exceeds its recoverable amount.

NOTES_(continued)**(All amounts are in thousands of Ghana Cedis)**

2. SUMMARY OF SIGNIFICANT ACCOUNTING POLICIES (Continued)

A cash generating unit is the smallest identifiable asset that generates cash flows that are largely independent from other assets. Impairment losses are recognised in profit or loss. Impairment losses recognised in respect of cash generating units are allocated first to reduce the carrying amount of any goodwill allocated to the units and then to reduce the carrying amount of the other assets in the unit (group of units) on a pro rata basis.

The recoverable amount of an asset or cash generating unit is the greater of its value in use and its fair value less costs to sell. In assessing value in use, the estimated future cash flows are discounted to their present value using a pre-tax discount rate that reflects current market assessments of the time value of money and the risks specific to the asset.

In respect of other assets, impairment losses recognised in prior periods are assessed at each reporting date for any indications that the loss has decreased or no longer exists. An impairment loss is reversed if there has been a change in the estimates used to determine the recoverable amount.

An impairment loss is reversed only to the extent that the asset's carrying amount does not exceed the carrying amount that would have been determined, net of depreciation or amortisation, if no impairment loss had been recognised.

2.16 Deposits and borrowings

Deposits and borrowings from other banks are the Bank's sources of debt funding. Deposits and borrowings from other banks are initially measured at fair value plus transaction costs, and subsequently measured at their amortised cost using the effective interest method, except where the Bank chooses to carry the liabilities at fair value through profit or loss.

2.17 Employee benefits**(i) Defined contribution plans**

A defined contribution plan is a post-employment benefit plan under which an entity pays fixed contributions into a separate entity and will have no legal or constructive obligation to pay further amounts. Obligations for contributions to defined contribution pension plans are recognised as an employee benefit expense in profit or loss in the periods during which services are rendered by employees. Prepaid contributions are recognised as an asset to the extent that a cash refund or a reduction in future payments is available.

(ii) Provident fund

The Bank has a Provident Fund Scheme for all employees who have completed their probation period with the Bank. Employees contribute 5% of their basic salary to the Fund whilst the Bank contributes 12.5%. Obligations under the plan are limited to the relevant contributions, which are settled on due dates to the fund manager.

2.18 Stated capital and reserves**(i) Stated capital**

The Bank's stated capital is not redeemable by holders in the normal course of business and bears an entitlement to distributions that is non-cumulative and at the discretion of the Directors. Accordingly, they are presented as a component of issued capital within equity.

(ii) Share issue costs

Incremental costs directly attributable to the issue of an equity instrument are deducted from the initial measurement of the equity instruments.

(iii) Dividend on ordinary shares

Dividends on ordinary shares are recognised in the period in which they are approved by the shareholders. Dividend proposed which is yet to be approved by shareholders, is disclosed by way of notes.

2.19 Earnings per share

The Bank presents basic earnings per share (EPS) data for its ordinary shares. Basic EPS is calculated by dividing the profit or loss attributable to ordinary shareholders of the Bank by the weighted average number of ordinary shares outstanding during the year.

NOTES^(continued)

(All amounts are in thousands of Ghana Cedis)

3. FINANCIAL RISK MANAGEMENT

3.1 Introduction and overview

The Bank's activities expose the business to risks. These risks are managed in a targeted manner. Key risks arising from core functions are identified and measured to facilitate managing and determining risk positions and capital allocations.

The Bank has exposure to the following types of risks from its use of financial instruments:

- Credit risk
- Liquidity risk
- Market risks
- Operational risks

The Bank continues to assess its overall risk management framework and governance structure. This note presents information about the Bank's exposure to each of the above risks, the Bank's objectives, policies and processes for measuring and managing risk, and the Bank's management of capital.

3.1.1 Risk management framework

The Board of Directors has overall responsibility for the establishment and oversight of the Bank's risk management framework. The Risk Management Committee of the Board is responsible for developing and monitoring the Bank's risk management policies over specified areas.

The Bank's risk management policies are established to identify and analyse risks faced by the Bank, set appropriate risks limits and controls and monitor risks and adherence to established policies. Risk management policies and systems are reviewed regularly to reflect changes in market conditions, products and services offered. Through training and setting of standards and procedures, the Bank has developed a disciplined and reasonably effective control environment in which all employees understand their roles and obligations.

The Bank's Risk Management Committee of the Board is responsible for monitoring compliance with the Bank's risk management policies and procedures, and for reviewing the adequacy of the risk management framework in relation to risks faced by the Bank.

3.2 Credit risk

Credit risk is the risk of suffering financial loss, should any of the Bank's customers, clients or market counterparties fail to fulfil their contractual obligations to the Bank. Credit risk arises mainly from commercial and consumer loans and advances and loan commitments arising from such lending activities, but can also arise from credit enhancements, financial guarantees, letters of credit, endorsements and acceptances.

The Bank is also exposed to other credit risks arising from investments in debt securities and other exposures arising from its trading activities ('trading exposures'), including non-equity trading portfolio assets, derivatives and settlement balances with market counterparties and reverse repurchase loans.

Settlement risk

The Bank's activities may give rise to risk at the time of settlement of transactions and trade. Settlement risk is the risk of loss due to the failure of a company to honour its obligations to deliver cash, securities or other assets as contractually agreed.

3.2.1 Credit risk management

Credit risk is the single largest risk for the Bank's business; the Directors therefore carefully manage the exposure to credit risk. The credit risk management and control are centralised in a credit risk management team headed by the Chief Risk Officer, which reports to the Board of Directors and head of each business unit regularly.

The Bank has well documented policies and procedures for managing credit risk. The policies are based on the principle of: Management responsibility; Defined credit approval authorities; Set standards for risk management; Consistent approach to origination of credit, documentation and problem recognition; and Portfolio management strategies.

The risk that counterparties might default on their obligations is monitored on an ongoing basis. To manage the level of credit risk, the Bank deals with counterparties of good credit standing and for which in its assessment the transactions are appropriate, and risks understood by the counterparty.

The Bank structures the levels of credit risk it undertakes by placing limits on the amount of risk accepted in relation to one borrower, or group of borrowers, and to industry segments. Such risks are monitored on a revolving basis and subject to annual or more frequent review. Limits on the level of credit risk by product and industry sector are approved by the Board of Directors. The exposure to any one borrower including banks is further restricted by sub limits covering on and off balance sheet exposures. Actual exposures against limits are monitored daily.

NOTES^(continued)

(All amounts are in thousands of Ghana Cedis)

3. FINANCIAL RISK MANAGEMENT (Continued)

The Bank employs a range of policies and practices to mitigate credit risk. The most traditional of these is the taking of security for funds advances, which is common practice. The Bank reviews the acceptability of specific classes of collateral for credit risk mitigation. The principal collateral types for loans and advances are:

- Mortgages over residential properties;
- Charges over business assets such as premises, inventory and accounts receivable; and
- Charges over financial instruments such as debt securities and equities.

3.2.2 Expected credit loss measurement

Significant increase in credit risk (SICR)

The Bank considers a financial instrument to have experienced a significant increase in credit risk when one or more of the following quantitative, qualitative or backstop criteria have been met:

Quantitative criteria:

The remaining Lifetime PD at the reporting date has increased, compared to the residual Lifetime PD expected at the reporting date when the exposure was first recognised.

Qualitative criteria

For Loan portfolios if the borrower meets one or more of the following criteria:

- In short-term forbearance
- Direct debit cancellation
- Extension to the terms granted
- Previous arrears within the last [12] months
- If the borrower is on the Watch list and/or the instrument meets one or more of the following criteria:
- Significant increase in credit spread
- Significant adverse changes in business, financial and/or economic conditions in which the borrower operates
- Actual or expected forbearance or restructuring
- Actual or expected significant adverse change in operating results of the borrower
- Significant change in collateral value (secured facilities only) which is expected to increase risk of default

- Early signs of cash flow or liquidity problems such as delay in servicing of trade creditors/loans. The assessment of SICR incorporates forward-looking information and is performed on a weekly basis at a portfolio level. The criteria used to identify SICR are monitored and reviewed periodically for appropriateness.

Backstop

A backstop is applied, and the financial instrument considered to have experienced a significant increase in credit risk if the borrower is more than 30 days past due on its contractual payments.

Low Credit Risk Exemption

The Bank has not used the low credit risk exemption for any financial instruments in the period ended 31 December 2023.

Definition of default and credit-impaired assets

The Bank defines a financial instrument as in default, which is fully aligned with the definition of credit-impaired, when it meets one or more of the following criteria:

Quantitative criteria

The borrower is more than 90 days past due on its contractual payments.

Qualitative criteria

The borrower meets unlikelihood to pay criteria, which indicates the borrower is in significant financial difficulty. These are instances where:

- The borrower is in long-term forbearance
- The borrower is deceased
- The borrower is insolvent
- The borrower is in breach of financial covenant(s)
- An active market for that financial asset has disappeared because of financial difficulties
- Concessions have been made by the lender relating to the borrower's financial difficulty
- It is becoming probable that the borrower will enter bankruptcy
- Financial assets are purchased or originated at a deep discount that reflects the incurred credit losses.

NOTES^(continued)

(All amounts are in thousands of Ghana Cedis)

3. FINANCIAL RISK MANAGEMENT (Continued)

The criteria above have been applied to all financial instruments held by the Bank and are consistent with the definition of default used for internal credit risk management purposes. The default definition has been applied consistently to model the Probability of Default (PD), Exposure at Default (EAD) and Loss given Default (LGD) throughout the Bank's expected loss calculations.

An instrument is considered to no longer be in default (i.e. to have cured) when it no longer meets any of the default criteria for a consecutive period of six months.

Measuring ECL — Explanation of inputs, assumptions and estimation techniques

The Expected Credit Loss (ECL) is measured on either a 12-month (12M) or Lifetime basis depending on whether a significant increase in credit risk has occurred since initial recognition or whether an asset is considered to be credit-impaired. Expected credit losses are the discounted product of the Probability of Default (PD), Exposure at Default (EAD), and Loss Given Default (LGD), defined as follows:

- The PD represents the likelihood of a borrower defaulting on its financial obligation, either over the next 12 months (12M PD), or over the remaining lifetime (Lifetime PD) of the obligation.
- EAD is based on the amounts the bank expects to be owed in the event of, and at the time of default.
- Loss Given Default (LGD) represents the Bank's expectation of the extent of loss on a defaulted exposure. LGD varies by type of counterparty, type and seniority of claim and availability of collateral or other credit support. LGD is expressed as a percentage loss per unit of exposure at the time of default (EAD).

The ECL is determined by projecting the PD, LGD and EAD and for each individual exposure or collective segment (financial instruments that exhibit similar characteristics are grouped and assessed for impairment collectively. These are instruments that share common risk features, tenure, rate, among others).

These three components are multiplied together and adjusted for the likelihood of survival (i.e. the exposure has not prepaid or defaulted in an earlier month). This effectively calculates an ECL, which is then discounted back to the reporting date and summed. The discount rate used in the ECL calculation is the original effective interest rate or an approximation thereof.

The Lifetime PD is developed by applying a maturity profile to the current 12M PD. The maturity profile looks at how defaults develop on a portfolio from the point of initial recognition throughout the lifetime of the loans.

The maturity profile is based on historical observed data and is assumed to be the same across all assets within a portfolio and credit grade band. This is supported by historical analysis.

Forward-looking economic information is also included in determining the 12-month and lifetime PD. These assumptions vary by product type. The assumptions underlying the ECL calculation — such as how the maturity profile of the PDs and how collateral values change etc. — are monitored and reviewed on a quarterly basis. There have been no significant changes in estimation techniques or significant assumptions made during the reporting period.

Forward-looking information incorporated in the ECL models

The assessment of SICR and the calculation of ECL both incorporate forward-looking information. The Bank has performed historical analysis and identified the key economic variables impacting credit risk and expected credit losses for each portfolio.

Economic Variable Assumptions

The most significant period end assumptions used for the ECL estimate as at 31 December 2023 are set out below:

Scenario	Weight %	GDP Growth %	Consumer Price Index %
Base Case	40	1.5	29.4
GDP up; CPI up	16	2.5	30.4
GDP down; CPI down	16	0.5	28.4
GDP up; CPI down	10	2.5	28.4
GDP down; CPI up	18	0.5	30.4

The forward-looking economic information affecting the ECL model are as follows:

- 1. GDP Growth** – GDP growth is used to assess the relative health of the economy. Forward looking information is incorporated by using the projected GDP growth rate for the current year as a base.
- 2. Consumer price index (CPI)** – CPI is used due to its influence on monetary policy and on interest rates. Interest rate has an impact on borrowers' likelihood of default. Forward looking information is incorporated by using the expected change in inflation rates for the next three quarters.

NOTES^(continued)**(All amounts are in thousands of Ghana Cedis)**

3. FINANCIAL RISK MANAGEMENT (Continued)

Investment securities

The Bank's investments comprise investments in Government of Ghana bonds and Cocoa Board bonds.

Impact of Ghana's Domestic Debt Exchange Programme (DDEP) on investment securities

On 5 December 2022, the Government of Ghana announced Ghana's Domestic Debt Programme (DDEP). The Programme invited eligible bondholders to voluntarily exchange eligible local currency bonds issued by the Government of Ghana, ESLA and Daakye bonds for a new series of bonds to be issued by the Government. The Programme sought to extend the tenures of the eligible securities and reduce their coupons to an effective rate of about 9%. The Government also explained that there will be two distinct groups of bonds which will be exchanged as follows:

- Bonds maturing in 2023 replaced with 7 new bonds that matures from 2027 to 2033 inclusive; and
- All other bonds maturing after 2023 replaced with 12 new bonds that matures from 2027 to 2038 inclusive.

On 14 July 2023, the Government further invited eligible bondholders to voluntarily exchange eligible USD bonds issued by the Government of Ghana for a new series of bonds to be issued by the Government. The Programme sought to extend the tenures of the eligible securities and reduce their coupons to an effective rate of about 3%. The Government also explained that bondholders of the old bonds will receive 50% each of the old bonds in new bonds that mature in 2027 and 2028 respectively.

Ghana Cocoa Board also launched a debt exchange programme on 14 July 2023 and invited eligible holders of cocoa bills to voluntarily exchange such bills for a new series of bonds to be issued by the Ghana Cocoa Board. The Programme sought to extend the tenures of the eligible securities and reduce their coupons to an effective rate of about 13%. Cocoa Board also explained that holders of the old bills will receive five (5) new bonds that mature from 2024 to 2028 inclusive in the ratio of 5%, 20%, 25%, 25% and 25% for each of 2024-2028 respectively.

The Bank assessed the bonds eligible for exchange under the DDEP as credit-impaired. As a result, the carrying amounts of the existing bonds were reduced to the fair value of the new bonds calculated as the present value of the cash flows using a discount rate representative of the sovereign risk of the country and Ghana Cocoa Board.

The difference between the fair value of the new instruments and the carrying amount of the original assets was recognised as modification gain or losses in the statement of comprehensive income.

Sensitivity analysis -Investment securities under the DDEP programme

The sensitivity of the impairment provision to a 1% change in the discount rate is set out below:

	2023	2022
1% decrease in discount rate	283,191	684,870
Base	294,388	784,734
1% increase in discount rate	305,584	877,229

NOTES^(continued)**(All amounts are in thousands of Ghana Cedis)**

3. FINANCIAL RISK MANAGEMENT (Continued)

3.2.3 Maximum exposure to credit risk before collateral held

Maximum exposure to credit risk	2023	2022
Credit risk exposures relating to on balance sheet assets are as follows:		
Balances with Bank of Ghana	2,995,933	1,621,225
Investment securities	6,140,288	4,583,273
Balances with banks	894,557	1,114,289
Non - pledged trading assets	-	15,271
Pledged trading assets	-	1,951
Investments other than securities	252,161	400,699
Loans and advances to customers	2,336,239	1,946,036
Other assets (excluding non-financial assets)	611,829	351,595
Credit risk exposures relating to off balance sheet items are as follows:		
Financial guarantees and letters of credit	1,309,428	1,618,955
At year end	14,540,435	11,653,294

The above table represents a worst-case scenario of credit risk exposure to the Bank at 31 December 2023, without taking account of any collateral held or other credit enhancements attached. For on-balance sheet assets, the exposures set out above are based on net carrying amounts as reported in the statement of financial position.

As shown above for the Bank, 16% (2022: 17%) of the total maximum exposure is derived from loans and advances and investment securities and trading assets represent 42% (2022: 39%).

The Bank's loans and advances were categorised by the Bank of Ghana prudential guidelines as follows:

- Exposures that are neither past due nor impaired;
- Exposures that are past due but not impaired; and
- Individually impaired facilities.

NOTES_(continued)**(All amounts are in thousands of Ghana Cedis)**

3. FINANCIAL RISK MANAGEMENT (Continued)

Maximum exposure to credit risk	Note	2023	2022
Carrying amount	21	2,246,982	1,856,211
Amount committed/guaranteed	32	1,309,428	1,618,955
Grade 1–3: Low–fair risk – Current		2,299,778	1,751,477
Grade 4–5: Low–watch list		21,392	120,705
Grade 6: Substandard		87	112
Grade 7: Doubtful		70	383
Grade 8: Loss		14,911	73,359
Total gross amount		2,336,239	1,946,036
Allowance for impairment		(89,257)	(89,825)
Net carrying amount		2,246,982	1,856,211
Off balance sheet Maximum exposure			
Letters of credit - Grade 1–3: Low – fair risk		87,713	477,572
Financial guarantees - Grade 1–3: Low – fair risk		1,221,715	1,141,383
Total exposure		1,309,428	1,618,955
Loans with renegotiated terms			
Gross carrying amount		-	-
Allowance for impairment		-	-
Net carrying amount		-	-
Stage 1 (performing) loans and advances			
Grade 1-3: Low – fair risk		2,299,778	1,751,477
Stage 2 (underperforming) loans and advances			
Grade 4-5: Watch list		21,392	120,705
Stage 3 (impaired or non-performing) loans and advances			
90-180 days - Substandard		87	112
180-360 days - Doubtful		70	383
360 days + - Loss		14,911	73,359
		15,068	73,854
Allowance for impairment			
Stage 3		14,886	40,373
Stage 1 and 2		74,371	49,452
		89,257	89,825

NOTES_(continued)**(All amounts are in thousands of Ghana Cedis)**

3. FINANCIAL RISK MANAGEMENT (Continued)

Stage 1 (performing) loans and advances

The quality of credit exposure to customers and banks and other financial institutions that were neither past due nor impaired were assessed with reference to the Bank of Ghana prudential guidelines adopted by the Bank for its internal grading purposes.

Loans and advances graded current are not considered past due or impaired.

This category is made up as follows:

December 2023	Term loans	Overdrafts	Staff loans	Total
Current	1,539,525	743,207	17,046	2,299,778
Total	1,539,525	743,207	17,046	2,299,778

December 2022	Term loans	Overdrafts	Staff loans	Total
Current	1,422,123	309,180	20,174	1,751,477
Total	1,422,123	309,180	20,174	1,751,477

Stage 2 (under-performing) loans and advances

Loans and advances graded internally as current and OLEM may be past due but are not considered impaired, unless other information is available to indicate the contrary. Gross amount of loans and advances by class to customers that were past due but not impaired were as follows:

December 2023	Term Loans	Overdraft	Staff Loans	Total
Past due but not impaired	20,792	600	-	21,392
Total	20,792	600	-	21,392

December 2022	Term Loans	Overdraft	Staff Loans	Total
Past due but not impaired	118,034	2,671	-	120,705
Total	118,034	2,671	-	120,705

NOTES^(continued)**(All amounts are in thousands of Ghana Cedis)**

3. FINANCIAL RISK MANAGEMENT (Continued)

Stage 3 (impaired or non-performing) loans and advances

The breakdown of the gross amount of loans and advances individually impaired by class, along with the fair value of related collateral held by the Bank as security, are as follows:

31 December 2023	Term loans	Overdrafts	Staff loans	Total
Individually impaired loans	-	15,069	-	15,069
Specific impairment allowance	-	(14,886)	-	(14,886)
Net amount		183		183
Fair value of collateral		9,739		9,739

31 December 2022	Term loans	Overdrafts	Staff loans	Total
Individually impaired loans	-	73,854	-	73,854
Specific impairment allowance	-	(40,373)	-	(40,373)
Net amount	-	33,481	-	33,481
Fair value of collateral	-	49,456	-	49,456

At 31 December 2023, the Bank's loans and advances were categorised under IFRS 9 as follows:

- Stage 1 – At initial recognition - Performing
- Stage 2 – Significant increase in credit risk since initial recognition - Underperforming
- Stage 3 – Credit impaired – Non-performing

At 31 December 2023	Stage 1	Stage 2	Stage 3	Total
Term loans	1,539,526	20,792	-	1,560,318
Overdraft	743,206	600	15,069	758,875
Staff loans	17,046	-	-	17,046
Gross loans and advances to customers	2,299,778	21,392	15,069	2,336,239
Loss allowance	(68,434)	(5,937)	(14,886)	(89,257)
Carrying amount	2,231,344	15,455	183	2,246,982

31 December 2022

	Stage 1	Stage 2	Stage 3	Total
Term loans	1,422,123	118,034	73,854	1,614,011
Overdraft	309,180	2,671	-	311,851
Staff loans	20,174	-	-	20,174
Gross loans and advances to customers	1,751,477	120,705	73,854	1,946,036
Loss allowance	(27,678)	(21,774)	(40,373)	(89,825)
Carrying amount	1,723,799	98,931	33,481	1,856,211

NOTES^(continued)**(All amounts are in thousands of Ghana Cedis)**

3. FINANCIAL RISK MANAGEMENT (Continued)

At 31 December 2023, the Bank's investment securities were categorised under IFRS 9 as follows:

- Stage 1 – At initial recognition - Performing
- Stage 2 – Significant increase in credit risk since initial recognition - Underperforming
- Stage 3 – Credit impaired – Non-performing

	Stage 1 2023	Stage 2 2023	Stage 3 2023	Total	Stage 1 2022	Stage 2 2022	Stage 3 2022	Total
Government of Nigeria bills	-	-	-	-	452,579	-	-	452,579
Cocoa Board bonds	-	-	57,103	57,103	-	-	-	-
Government of Ghana treasury bills	2,179,151	-	-	2,179,151	-	48,654	-	48,654
Government of Ghana bonds	-	-	3,904,034	3,904,034	-	962,043	3,119,997	4,082,040
Gross amount	2,179,151	-	3,961,137	6,140,288	452,579	1,010,697	3,119,997	4,583,273
Impairment	-	-	(294,388)	(294,388)	(6,175)	(203,314)	(953,945)	(1,163,434)
Total	2,179,151	-	3,666,749	5,845,900	446,404	807,383	2,166,052	3,419,839
Current				2,179,151				493,249
Non-current				3,666,749				2,926,590

All other financial assets of the Bank with credit risk exposure are neither past due (underperforming) nor impaired (non-performing).

3.2.4 Collaterals and other credit enhancements

The Bank employs a range of policies and practices to mitigate credit risk. The most traditional of these is the taking of security for funds advanced, which is common practice. The Bank implements guidelines on the acceptability of specific classes of collateral or credit risk mitigation. The principal collateral types for loans and advances are:

- Mortgages over residential properties.
- Charges over business assets such as premises, inventory and accounts receivable.
- Charges over financial instruments such as debt securities and equities.

Collateral held as security for financial assets other than loans and advances depends on the nature of the instrument. Longer-term finance and lending to corporate entities are generally secured; revolving individual credit facilities are generally unsecured.

In addition, in order to minimise the credit loss, the Bank will seek additional collateral from the counterparty as soon as impairment indicators are identified for the relevant individual loans and advances.

The Bank's policies regarding obtaining collateral have not significantly changed during the reporting period and there has been no significant change in the overall quality of the collateral held by the Bank since the prior year.

The Bank closely monitors collateral held for financial assets considered to be credit-impaired, as it becomes more likely that the Bank will take possession of collateral to mitigate potential credit losses. Financial assets that are credit impaired and the related collateral in order to mitigate potential losses are shown in note 3.2.3 above.

During the year, the Bank did not repossess collaterals (2022: Nil).

NOTES_(continued)**(All amounts are in thousands of Ghana Cedis)**

3. FINANCIAL RISK MANAGEMENT (Continued)

3.2.5 Concentration of credit risk

The Bank monitors concentrations of credit risk by sector. An analysis of concentrations of credit risk from loans and advances is shown below.

Loans and advances to customers

	2023	2022
Carrying amount	2,246,982	1,856,211
Concentration by product:		
Overdrafts	758,875	479,155
Term loans	1,426,884	1,422,266
Staff loans	17,046	20,174
Finance leases	133,434	24,441
Gross loans and advances	2,336,239	1,946,036
Less: Impairment	(89,257)	(89,825)
	2,246,982	1,856,211
Concentration by industry:		
Financial institutions	189,681	22,521
Manufacturing	561,715	554,068
Public sector	-	122,485
Retail and consumer	133,156	216,513
Energy	29,498	83,094
Telecom	40,000	121,017
Mining and construction	502,455	125,927
Others	879,735	700,411
Gross loans and advances	2,336,239	1,946,036
Less: allowance for impairment	(89,257)	(89,825)
Net loans and advances	2,246,982	1,856,211

NOTES^(continued)**(All amounts are in thousands of Ghana Cedis)**

3. FINANCIAL RISK MANAGEMENT (Continued)

3.2.6 Geographical concentration of assets and liabilities and off balances sheet items

	2023	2023	2022	2022
	In Ghana	Outside Ghana	In Ghana	Outside Ghana
Assets				
Cash and cash equivalents	3,468,026	707,564	2,057,317	905,885
Non-pledged trading assets	-	-	15,271	-
Pledged trading assets	-	-	1,951	-
Investment securities	5,845,900	-	2,967,286	452,553
Investments (other than securities)	252,161	-	400,699	-
Loans and advances to customers	2,246,982	-	1,856,211	-
Other assets	643,500	-	373,761	-
Total Assets	12,456,569	707,564	7,672,496	1,358,438
Liabilities				
Borrowings	170,422	-	-	-
Deposits from customers	11,702,523	-	8,408,201	-
Deposits from other banks	39,247	-	17,907	-
Other liabilities	155,070	-	124,712	-
Lease liabilities	119,108	-	108,678	-
Total liabilities	12,186,370	-	8,659,498	-
Off balance sheet items				
Letters of credit	87,713	-	477,572	-
Guarantees and indemnities	1,221,715	-	1,141,383	-
Total Off balance sheet items	1,309,428	-	1,618,955	-

3.2.7 Key ratios on loans and advances

- i. Loan loss provision ratio is 3.8% (2022: 4.6%);
- ii. Percentage of gross non – performing loans with respect to Bank of Ghana Prudential Norms (individually impaired) to total gross loans and advances is 1% (2022: 3.80%); and
- iii. Ratio of fifty (50) largest exposure (gross funded) to total exposure is 91.85% (2022: 85.49%).

3.2.8 Economic Challenges and ECL measurement

In line with the Bank's existing risk management framework, there were no further deterioration in the Bank's risk assets. The Bank's risk portfolio is well diversified, and this contributed to the high quality of risk assets. However, in line with developments in the macroeconomic environment and the need to consider this information in assessing the probability of default, the Bank undertook a review of its ECL model and assumptions in 2022 and 2023, leading to the following:

- Increase in average percentage rate (APR) from 27.46% to 29.15% in line with market dynamics.
- Revision of the LGD from 37.72% to 37.43%.
- Increase in the impact of macroeconomic forward-looking data on PD from 2.30% for GDP to 3.52%; and CPI from 6.40% to 3.28%.
- Decreasing the scenario weights for the worst case from 30% to 18%.

NOTES^(continued)

(All amounts are in thousands of Ghana Cedis)

3. FINANCIAL RISK MANAGEMENT (Continued)

3.2.9 Write-off Policy of Loans and Advances

Credit impaired financial instruments (non-performing), that remained unrecovered after a given period are written off. This happens after the Bank has exhausted all avenues for recovering the outstanding balance and there is no reasonable expectation of recovery. For any outstanding exposure to qualify for write off, it should have been approved by the Board and met all the Bank of Ghana's prudential guidelines (classified as "Loss" for a period of not less than two years, and fully provisioned).

3.3 Liquidity risk

'Liquidity risk' is the risk that the Bank will encounter difficulty in meeting obligations associated with its financial liabilities that are settled by delivering cash or another financial asset when they fall due.

3.3.1 Management of liquidity risk

The Bank maintains liquidity limit imposed by its local regulator, Bank of Ghana and the overall liquidity has always been within the regulatory limit of Bank of Ghana. Treasury monitors compliance of all branches to ensure that the Bank maintains optimum liquid assets. The Bank aims to be in a position to meet all obligations, repay depositors, fulfil commitments to lend and meet any other commitments.

Treasury unit receives information from other business units regarding the liquidity profile of their financial assets and liabilities and details of other projected cash flows arising from projected future business. Treasury unit then maintains a portfolio of short term liquid assets, largely made up of short term liquid investment securities, loans and advances to banks and other inter bank facilities, to ensure that sufficient liquidity is maintained within the Bank.

All liquidity policies and procedures are subject to review and approval by ALCO. Daily reports on the liquidity position of the Bank is submitted to senior management and summary report, including any exceptions and remedial action taken, is submitted regularly to ALCO on monthly basis.

NOTES^(continued)**(All amounts are in thousands of Ghana Cedis)**

3. FINANCIAL RISK MANAGEMENT (Continued)

3.3.2 Non-derivative financial liabilities and assets held for managing liquidity risk

The table below presents the cash flows payable by the Bank under non-derivative financial liabilities and assets held for managing liquidity risk by remaining contractual maturities at the reporting date. The amounts disclosed in the table are the contractual undiscounted cash flows.

At 31 December 2023	Less than 3 months	3-6 months	6-12 months	1-5 years	More than 5 years	Total	Carrying amount
Liabilities							
Deposits from customers	9,928,737	365,328	1,414,710	-	-	11,708,775	11,702,523
Deposits from banks	39,247	-	-	-	-	39,247	39,247
Borrowings	170,422	-	-	-	-	170,422	170,422
Other liabilities (payables)	155,070	-	-	-	-	155,070	155,070
Lease liabilities	-	-	-	119,108	-	119,108	119,108
Total liabilities (contractual maturity date)	10,293,476	365,328	1,414,710	119,108	-	12,192,622	12,186,370
Assets							
Cash and bank balances	4,175,590	-	-	-	-	4,175,590	4,175,590
Investment (other than securities)	252,161	-	-	-	-	252,161	252,161
Investment securities	2,179,151	-	2,992	1,938,035	2,020,110	6,140,288	5,845,900
Loans and advances to customers	1,083,963	106,658	96,308	644,278	405,032	2,336,239	2,246,982
Other assets (less non-financial assets)	611,830	-	-	-	-	611,830	611,830
Total assets held for managing liquidity risk (contractual maturity date)	8,302,695	106,658	99,300	2,582,313	2,425,142	13,516,108	13,132,463

NOTES^(continued)**(All amounts are in thousands of Ghana Cedis)**

3. FINANCIAL RISK MANAGEMENT (Continued)

3.3.2 Non-derivative financial liabilities and assets held for managing liquidity risk (Continued)

At 31 December 2022	Less than 3 months	3 - 6 months	6-12 months	1 to 5 years	More than 5 years	Total	Carrying amount
Liabilities							
Deposits from customers	5,659,492	672,027	2,917,502	-	-	9,249,021	8,408,201
Deposits from banks	4,478	3,115	11,567	-	-	19,160	17,907
Other liabilities	124,712	-	-	-	-	124,712	124,712
Lease liability	-	-	11,368	108,178	-	119,546	108,678
Total liabilities (contractual maturity date)	5,788,682	675,142	2,940,437	108,178	-	9,512,439	8,659,498
Assets							
Cash and bank balances	2,963,202	-	-	-	-	2,963,202	2,963,202
Non-pledged trading assets	-	-	15,271	-	-	15,271	15,271
Pledged trading assets	-	-	1,951	-	-	1,951	1,951
Investment (other than securities)	400,699	-	-	-	-	400,699	400,699
Investment securities	-	-	634,501	2,697,075	231,041	3,562,617	3,419,839
Loans and advances to customers	793,400	162,112	354,553	684,900	275,138	2,270,104	1,856,211
Other assets (less non-financial assets)	351,595	-	-	-	-	351,595	351,595
Total assets held for managing liquidity risk (contractual maturity date)	4,508,896	162,112	1,006,276	3,381,975	506,179	9,565,438	9,008,768

The Bank's expected cash flows on some financial assets and financial liabilities vary significantly from the contractual cash flows. For example, demand deposits from customers are expected to remain stable or increase and unrecognised loan commitments are not all expected to be drawn down immediately.

NOTES_(continued)**(All amounts are in thousands of Ghana Cedis)**

3. FINANCIAL RISK MANAGEMENT (Continued)

3.3.3 Exposure to liquidity risk

The key measure used by the Bank for managing liquidity risk is the ratio of net liquid assets to volatile liabilities.

For this purpose, 'liquid assets' include cash, cash reserve ratio, balances with the Central Bank, balances with banks, bills purchased/discounted up to 1 year, investments up to one year, swap funds (sell/ buy) up to one year and tradable Government notes and bonds. 'Volatile liabilities' includes demand deposits, District Assembly Common Funds (DACF) and all Governments instruments which could be called at short notice, etc.

Details of the reported Bank ratio of liquid assets to volatile liabilities at the reporting date and during the reporting period were as follows:

	2023	2022
	%	%
At period end	90%	74
Average for the year	88%	88
Maximum for the year	93%	118
Minimum for the year	78%	73

As part of the management of liquidity risk arising from financial liabilities, the Bank holds liquid assets comprising cash and cash equivalents. In addition, the Bank maintains agreed lines of credit with other banks and holds unencumbered assets eligible for use as collateral with the Central Bank (these amounts are referred to as the 'Bank's liquidity reserves).

The Bank's liquidity reserves are represented by its cash and cash equivalents as disclosed in Note 17 with the necessary mandatory reserve which is not available to the Bank in the ordinary course of business.

Statutory Liquidity Breaches and non-compliance with other prudential requirements

There was no default in statutory liquidity or non-compliance with any prudential requirements in 2023 (2022: nil). However, the Bank was sanctioned GH¢61 (2022: GH¢60) for non-compliance with some prudential requirements.

NOTES^(continued)**(All amounts are in thousands of Ghana Cedis)**

3. FINANCIAL RISK MANAGEMENT (Continued)

The table below sets out the availability of the Bank's financial assets to support future funding.

31 December 2023	Note	Encumbered Pledged as collateral	*Other	Unencumbered Available as collateral	Other	Total
Cash and bank balances	17	-	1,740,548	2,435,042	-	4,175,590
Investment securities	19	-	-	5,845,900	-	5,845,900
Investments (other than securities)	20	-	-	252,161	-	252,161
		-	1,740,548	8,533,103	-	10,273,651
31 December 2022						
Cash and bank balances	17	-	1,127,563	1,835,639	-	2,963,202
Non - pledged trading Assets	18(a)	-	-	15,271	-	15,271
Pledged trading assets	18(b)	1,951	-	-	-	1,951
Investment securities	19	-	-	3,419,839	-	3,419,839
Investments (other than securities)	20	-	-	400,699	-	400,699
		1,951	1,127,563	5,671,448	-	6,800,962

*Mandatory reserve deposits with the Central Bank (refer to Note 17).

3.4 Market risks

'Market risk' is the risk that changes in market prices – such as interest rates, foreign exchange rates and credit spreads (not relating to changes in the obligor's/issuer's credit standing) – will affect the Bank's income or the value of its holdings of financial instruments. The objective of the Bank's market risk management is to manage and control market risk exposures within acceptable parameters to ensure the Bank's solvency while optimising the return on risk.

3.4.1 Management of market risks

The Bank recognizes market risk as the exposure created by potential changes in market prices and rates, such as interest rates, equity prices and foreign exchange rates. The Bank's exposure to market risk arises principally from customer driven transactions.

Overall authority for market risk is vested in the ALCO. The Risk Management unit is responsible for the development of detailed risk management policies (subject to review and approval by ALCO) and for the day-to-day review of their implementation.

NOTES^(continued)**(All amounts are in thousands of Ghana Cedis)**

3. FINANCIAL RISK MANAGEMENT (Continued)

The table below sets out the allocation of assets and liabilities subject to market risk.

31 December 2023	Note	Market risk measure	
		Carrying Amount	Unencumbered Portfolios
Assets subject to market risk			
Cash and bank balances	17	4,175,590	2,435,042
Investment securities	19	5,845,900	5,845,900
Investments (Other than securities)	20	252,161	252,161
Loans and advances to customers	21	2,246,982	2,246,982
Derivative financial assets	34	433	433
		12,521,066	10,780,518
Liabilities subject to market risk			
Borrowings	28	170,422	170,422
Deposits from customers	27	11,702,523	11,702,523
Deposits from Banks and NBFIs	26	39,247	39,247
		11,912,192	11,912,192
31 December 2022			
Assets subject to market risk			
Cash and bank balances	17	2,963,202	1,835,639
Non - pledged trading assets	18(a)	15,271	15,271
Pledged trading assets	18(b)	1,951	-
Investment securities	19	3,419,839	3,419,839
Investments (Other than securities)	20	400,699	400,699
Loans and advances to customers	21	1,856,211	1,856,211
		8,657,173	7,527,659
Liabilities subject to market risk			
Derivative financial liabilities	34	1,617	1,617
Deposits from customers	27	8,408,201	8,408,201
Deposits from Banks and NBFIs	26	17,907	17,907
		8,427,725	8,427,725

NOTES^(continued)**(All amounts are in thousands of Ghana Cedis)**

3. FINANCIAL RISK MANAGEMENT (Continued)

Exposure to interest rate risk – non trading portfolios

The following is a summary of the Bank's interest rate gap position on non trading portfolios.

31 December 2023	Note	Carring amount GH¢	Less than 3 months GH¢	3-6 months GH¢	6-12 months GH¢	1-5 years GH¢	Over 5 years GH¢
Cash and bank balances	17	4,175,590	4,175,590	-	-	-	-
Investments (Other than securities)	20	252,161	252,161	-	-	-	-
Investment securities	19	5,845,900	2,179,151	-	2,992	1,790,841	1,872,916
Loans and advances to customers	21	2,246,982	994,706	106,658	96,308	644,278	405,032
Total assets		12,520,633	7,601,608	106,658	99,300	2,435,119	2,277,948
Borrowings		170,422	170,422	-	-	-	-
Deposits from customers	27	11,702,523	9,922,485	365,328	1,414,710	-	-
Deposits from Banks and NBFIs	26	39,247	39,247	-	-	-	-
Total liabilities		11,912,192	10,132,154	365,328	1,414,710	-	-
Total interest re-pricing gap		608,441	(2,530,546)	(258,670)	(1,315,410)	2,435,119	2,277,948
31 December 2022							
Cash and bank balances	17	2,963,202	2,963,202	-	-	-	-
Investments (Other than securities)	20	400,699	400,699	-	-	-	-
Investment securities	19	3,419,839	49,875	136,907	609,072	2,402,203	221,782
Loans and advances to customers	21	1,856,211	724,914	136,349	298,207	497,061	199,680
Total assets		8,639,951	4,138,690	273,256	907,279	2,899,264	421,462
Deposits from customers	27	8,408,201	5,189,977	539,616	2,678,608	-	-
Deposits from Banks and NBFIs	26	17,907	4,754	858	12,295	-	-
Total liabilities		8,426,108	5,194,731	540,474	2,690,903	-	-
Total interest re-pricing gap		213,843	(1,056,041)	(267,218)	(1,783,626)	2,899,264	421,462

NOTES_(continued)**(All amounts are in thousands of Ghana Cedis)**

3. FINANCIAL RISK MANAGEMENT (Continued)

The management of interest rate risk against interest rate gap limits is supplemented by monitoring sensitivity of the Bank's financial assets and liabilities to various standard and non standard interest rate scenarios. Standard scenarios that are considered on a monthly basis include a 100-basis point (b.p.) parallel fall or rise in market interest rates.

An increase of a 100 basis points in interest rates at the reporting date would have impacted equity and profit/ (loss) by the amounts shown below:

Sensitivity of projected net interest income	2023	2022
At 31 December	10,138	7,177
<hr/>		
Sensitivity of reported equity to interest rate movements		
At 31 December	6,590	4,665

Interest rate movements affect reported equity in the following ways:

- Retained earnings – increases or decreases in net interest income and in fair values of derivatives reported in profit or loss;

Overall, non trading interest rate risk positions are managed by Treasury, which uses investment securities, advances to banks and deposits from banks to manage the overall position arising from the Bank's non trading activities.

A decrease of a 100 basis points in interest rates at the reporting date would have had the equal but opposite effect on the amount shown above, on the basis that all other variables remain constant.

NOTES^(continued)**(All amounts are in thousands of Ghana Cedis)**

3. FINANCIAL RISK MANAGEMENT (Continued)

Exposure to currency risk – non-trading portfolios

As at the reporting date net currency exposures for major currencies of the Bank are as follows:

31 December 2023	USD	GBP	EURO	Other	Total
Net foreign currency exposure:					
Assets	3,697,439	107,349	307,999	42,758	4,155,545
Liabilities	3,696,268	107,348	307,957	42,758	4,154,331
Net on balance sheet position	1,171	1	42	-	1,214
Line facilities for LCs and Bonds and Guarantees	570,159	-	538,705	-	1,108,864
31 December 2022					
Net foreign currency exposure:					
Assets	2,249,868	63,448	262,448	471,322	3,047,086
Liabilities	2,785,230	62,861	263,027	-	3,111,118
Net on balance sheet position	(535,362)	587	(579)	471,322	(64,032)
Line facilities for LCs and Bonds and Guarantees	444,201	-	33,370	-	477,571

The following mid interbank exchange rates were applied during the year:

GH¢ to	Average rate		Reporting rate	
	2023	2022	2023	2022
USD 1	11.5286	8.4468	11.88	8.5760
GBP 1	14.0539	10.2958	15.1334	10.3118
EURO 1	12.4365	8.8216	13.1264	9.1457
Naira 1	58.0098	53.4320	76.6608	53.750

A 5% weakening of the cedi against foreign currencies at 31 December 2023 would have impacted equity and profit/(loss) by the amounts shown below. This analysis assumes that all other variables, in particular interest rates, remain constant. The analysis is performed on the same basis for 2022

	2023			2022		
	Assets	Liabilities	Total	Assets	Liabilities	Total
Profit/(loss)	207,777	(161,910)	45,867	152,354	(155,556)	(3,202)
Equity	207,777	(161,910)	45,867	152,354	(155,556)	(3,202)

A best-case scenario 5% strengthening of the Ghana Cedi against foreign currencies at 31 December would have had the equal but opposite effect on the amount shown above, on the basis that all other variables remain constant.

NOTES^(continued)

(All amounts are in thousands of Ghana Cedis)

4. CAPITAL MANAGEMENT

The Bank's objective when managing capital

The Bank's objectives when managing capital are to:

- Safeguard their ability to continue as a going concern, so that they can continue to provide returns for shareholders and benefits for other stakeholders, and
- Maintain an optimal capital structure to reduce the cost of capital.

In order to maintain or adjust the capital structure, the Bank may adjust the amount of dividends paid to shareholders, return capital to shareholders, issue new shares or sell assets to reduce debt.

Regulatory capital

The Bank's regulator, the Bank of Ghana sets and monitors capital requirements for the Bank as a whole. In implementing current capital requirements, the Bank of Ghana requires the Bank to maintain a prescribed ratio of total capital to total risk weighted assets.

The Bank's regulatory capital is analysed into two tiers:

- Tier 1 capital, also referred to as core/primary capital is made up of equity and disclosed reserves. Equity includes issued and fully paid ordinary share capital and perpetual non cumulative preference shares. Disclosed reserves relate to those created or increased by appropriation of after-tax retained earnings/surplus, retained profits and general statutory reserves and does not include regulatory credit risk reserve.
- Tier 2 capital, also referred to as supplementary/secondary capital includes revaluations reserves, latent revaluation reserves and hybrid capital instruments. Latent revaluation reserves relate to unrealised gains on equity instruments classified as available for sale.

Various limits are applied to elements of the capital base. The qualifying tier 2 capital cannot exceed tier 1 capital.

Risk weighted assets are determined according to specified requirements that seek to reflect the varying levels of risk attached to assets and off-balance-sheet exposures. The Bank's policy is to maintain a strong capital base so as to maintain investor, creditor and market confidence and to sustain future development of the business. The impact of the level of capital on shareholders' return is also recognised and the Bank recognises the need to maintain a balance between the higher returns that might be possible with greater gearing and the advantages and security afforded by a sound capital position.

Bank of Ghana encouraged all banks to fully participate in the DDE programme as discussed in Note 3.2.2. To help manage the potential adverse impact and preserve financial stability, the Bank of Ghana designed and introduced some regulatory reliefs for the banks that fully participate in the programme. The reliefs included the following:

- Reduction of Cash Reserve Ratio (CRR) from 14% to 12% on domestic currency deposits. This has since been revised to 15% as at December 2023
- Reduction of CRR from 13% to 12% on foreign currency deposits to be held in foreign currency. This has also since been revised to 15% as at December 2023 to be held in Cedis instead.
- Reduction of Capital Conservation Buffer from 3% to zero;
- Derecognition losses emanating from the Debt Exchange shall be spread equally over a period of four (4) years for the purposes of Capital Adequacy Ratio (CAR) computation;
- Banks have a maximum of four (4) years to restore the minimum paid-up capital as a result of any capital shortfall arising solely from the derecognition losses; and
- Increase in Tier II component of regulatory capital from 2% to 3% of Total Risk Weighted Assets (RWA).

The Bank complied with the statutory capital requirements throughout the period.

NOTES^(continued)**(All amounts are in thousands of Ghana Cedis)**

4. CAPITAL MANAGEMENT (Continued)

Capital adequacy ratio

The capital adequacy ratio is the quotient of the capital base of the Bank and the Bank's risk weighted asset base. In accordance with Central Bank of Ghana regulations, a minimum ratio of 13% is to be maintained. The ratio has temporarily been reduced to 10% (2022: 10%) as part of the Domestic Debt Exchange programme mitigation measures by the Bank of Ghana in 2023.

The table below summarises the composition of regulatory capital and ratios of the Bank based on the Capital Requirement Directive (CRD) guidelines.

Common Equity Tier 1 (CET1) Capital	Note	2023	2022
Ordinary share capital	30(a)	400,000	400,000
CET 1 Reserves			
Statutory reserve	30(b)	529,411	444,899
Retained earnings	30(b)	729,058	219,329
Other Qualifying Reserves		784,734	784,734
Total CET1 Reserves		2,043,203	1,448,962
CET1 Capital before Deductions/Adjustments		2,443,203	1,848,962
Less: Regulatory Adjustment to CET1 Capital			
Accumulated Losses		(392,367)	(196,184)
Intangibles		(140,504)	(144,828)
CET1 Capital after Deductions		1,910,332	1,507,950
Additional Tier1 (AT1) Capital		-	-
Tier 1 Capital		1,910,332	1,507,950
Tier 2 Regulatory Capital		-	-
Total Regulatory Capital (Tier1 + Tier2)		1,910,332	1,507,950
Risk Profile			
Credit Risk			
On-Balance Sheet RWA		3,791,066	2,233,659
Off-Balance Sheet RWA		533,863	406,858
On & Off-Balance Sheet Trading Book RWA		-	4,197
Credit Risk Reserve (CRR)		-	(9,704)
Total Credit Risk Equivalent Weighted Assets		4,324,929	2,635,009

NOTES^(continued)**(All amounts are in thousands of Ghana Cedis)**

4. CAPITAL MANAGEMENT (Continued)

	2023	2022
Operational Risk		
Total Operational Risk Capital Charge	209,303	152,232
Total Operational Risk Equivalent Weighted Assets	2,093,027	1,522,316
Market Risk		
Interest Rates	-	28
Foreign Exchange	5,970	2,494
Total Market Risk Charge	5,970	2,522
Total Market Risk Equivalent Weighted Assets	74,627	31,532
Total for Credit Risk, Operational Risk and Market Risk		
Total RWA	6,492,583	4,188,858
Risk Ratios		
Risk-based Capital Ratios		
Common Equity Tier 1/RWA	29%	36%
Tier 1/RWA	29%	36%
Tier 2/RWA	-	-
Capital Adequacy Ratio (CAR)	29%	36%
Minimum Capital Requirement		
Minimum Capital Requirement	10%	10%
Prudential Minimum (with Capital Conservation Buffer)	10%	10%
Surplus Minimum Capital		
Surplus/Deficit to Minimum Capital	19%	26%
Surplus/Deficit to Prudential Minimum Capital	19%	26%

The Bank took advantage of the prudential relief issued by Bank of Ghana to spread equally the impairment losses emanating from the Debt Exchange over a period of four (4) years for the purposes of Capital Adequacy Ratio (CAR) computation.

Tier 1 Leverage Ratio		
Off-Balance Sheet Exposures	1,309,428	1,618,955
On-Balance Sheet Exposures	13,863,066	9,659,571
	15,172,494	11,278,526
Less: Intangibles	(140,504)	(144,828)
Accumulated Losses	(392,367)	(196,184)
Total Exposures	14,639,623	10,937,514
Leverage Ratio	13.05%	13.80%

NOTES^(continued)

(All amounts are in thousands of Ghana Cedis)

4. CAPITAL MANAGEMENT (Continued)

Capital allocation

The allocation of capital between specific operations and activities is, to a large extent, driven by optimisation of the return achieved on the capital allocated. The amount of capital allocated to each operation or activity is based primarily upon the regulatory capital, but in some cases the regulatory requirements do not reflect fully the varying degree of risk associated with different activities. In such cases the capital requirements may be flexed to reflect differing risk profiles, subject to the overall level of capital to support a particular operation or activity not falling below the minimum required for regulatory purposes. The process of allocating capital to specific operations and activities is undertaken independently of those responsible for the operation, by the Bank's Risk Management and Credit Administration Units, and is subject to review by the Bank's Credit Committee or ALCO as appropriate.

Although maximisation of the return on risk adjusted capital is the principal basis used in determining how capital is allocated within the Bank to particular operations or activities, it is not the sole basis used for decision making. Account also is taken of synergies with other operations and activities, the availability of management and other resources, and the fit of the activity with the Bank's longer-term strategic objectives.

The Bank's policies in respect of capital management and allocation are reviewed regularly by the Board of Directors.

5. FAIR VALUES OF FINANCIAL INSTRUMENTS

The fair values of financial assets and financial liabilities that are traded in active markets are based on quoted market prices or dealer price quotations. For all other financial instruments, the Bank determines fair values using other valuation techniques.

For financial instruments that trade infrequently and have little price transparency, fair value is less objective, and requires varying degrees of judgement depending on liquidity, concentration, uncertainty of market factors, pricing assumptions and other risks affecting the specific instrument.

(a) Valuation models

The Bank measures fair values using the following fair value hierarchy, which reflects the significance of the inputs used in making the measurements.

- **Level 1:** Inputs that are quoted market prices (unadjusted) in active markets for identical instruments.
- **Level 2:** Inputs other than quoted prices included within Level 1 that are observable either directly (i.e. as prices) or indirectly (i.e. derived from prices). This category includes instruments valued using quoted market prices in active markets for similar instruments; quoted prices for identical or similar instruments in markets that are considered less than active; or other valuation techniques in which all significant inputs are directly or indirectly observable from market data.

- **Level 3:** Inputs that are unobservable. This category includes all instruments for which the valuation technique includes inputs not based on observable data and the unobservable inputs have a significant effect on the instrument's valuation. This category includes instruments that are valued based on quoted prices for similar instruments for which significant unobservable adjustments or assumptions are required to reflect differences between the instruments.

Valuation techniques include net present value and discounted cash flow models, comparison with similar instruments for which market observable prices exist and other valuation models. Assumptions and inputs used in valuation techniques include risk free and benchmark interest rates, credit spreads and other premium used in estimating discount rates and foreign currency exchange rates and expected price volatilities and correlations.

The objective of valuation techniques is to arrive at a fair value measurement that reflects the price that would be received to sell the asset or paid to transfer the liability in an orderly transaction between market participants at the measurement date. The Bank uses widely recognised valuation models for determining the fair value of common and more simple financial instruments, such as interest rate and currency swaps that use only observable market data and require little management judgement and estimation.

Availability of observable market prices and model inputs reduces the need for management judgement and estimation and also reduces the uncertainty associated with determining fair values. Availability of observable market prices and inputs varies depending on the products and markets and is prone to changes based on specific events and general conditions in the financial markets.

(b) Financial instruments measured at fair value – fair value hierarchy

The following table analyses financial instruments measured at fair value at the reporting date, by the level in the fair value hierarchy into which the fair value measurement is categorised. The amounts are based on the values recognised in the statement of financial position.

NOTES_(continued)**(All amounts are in thousands of Ghana Cedis)**

5. FAIR VALUES OF FINANCIAL INSTRUMENT (Continued)

	Note	Level 1 2023	Level 2 2023	Level 1 2022	Level 2 2022
Non - pledged trading assets	18(a)	-	-	15,271	-
Pledged trading assets	18(b)	-	-	1,951	-
Derivative financial asset/ (liabilities)	34	-	433	-	(1,617)
		-	433	17,222	(1,617)

(c) Financial instruments not measured at fair value

The following table sets out the fair values of financial instruments not measured at fair value and analyses them by the level in the fair value hierarchy into which each fair value measurement is categorised.

	Note	Level 2 2023	Level 3 2023	Level 2 2022	Level 3 2022
Assets					
Cash and bank balances	17	4,175,590	-	2,963,202	-
Investments (Other than securities)	20	252,161	-	400,699	-
Investment securities	19	5,845,900	-	3,419,839	-
Loans and advances to customers	21	-	2,246,982	-	1,856,211
		10,273,651	2,246,982	6,783,740	1,856,211
Liabilities					
Borrowings	28	170,422	-	-	-
Deposits from customers	27	11,702,523	-	8,408,201	-
Deposit Bank and NBFIs	26	39,247	-	17,907	-
		11,912,192	-	8,426,108	-

The fair value of government securities is based on market prices or broker/dealer price quotations. Where this information is not available, fair value is determined using quoted market prices for securities with similar maturity and yield characteristics.

Where applicable, the fair value of loans and advances to customers is based on observable market transactions. Where observable market transactions are not available, fair value is estimated using valuation models such as discounted cash flow techniques which represents the discounted amount of estimated future cash flows expected to be received. Expected cash flows are discounted at current market rates to determine the fair value. For collateral dependent impaired loans, the fair value is measured based on the value of the underlying collaterals.

The fair value of advances to and from Banks is based on discounted cash flow techniques applying the rates of similar maturities and terms.

The fair value of term deposits by customers is estimated using discounted cash flow techniques, applying the rates that are offered for deposits of similar maturities and terms. The fair value of deposits payable on demand is the amount payable at the reporting date.

Fair value of borrowings are estimated using discounted cash flow techniques, applying rates that are offered for borrowings of similar maturities and terms.

NOTES^(continued)**(All amounts are in thousands of Ghana Cedis)****6. CRITICAL ACCOUNTING JUDGEMENTS, ESTIMATES AND ASSUMPTIONS**

The preparation of financial statements in conformity with IFRS requires management to make judgements, estimates and assumptions that affect the application of policies and reported amounts of assets, liabilities, income and expenses. The estimates and associated assumptions are based on historical experience and various factors that are believed to be reasonable under the circumstances, the results of which form the basis for making the judgement about carrying values of assets and liabilities that are not readily apparent from other sources. Actual results may differ from these estimates. The estimates and judgements that have a significant risk of causing a material adjustment to the carrying values of the assets and liabilities within the next financial year are discussed below.

(a) Measurement of the expected credit loss allowance

The measurement of the expected credit loss allowance for financial assets measured at amortised cost and FVOCI is an area that requires the use of complex models and significant assumptions about future economic conditions and credit behaviour (e.g. the likelihood of customers defaulting and the resulting losses).

A number of significant judgements are also required in applying the accounting requirements for measuring ECL, such as:

- Determining criteria for significant increase in credit risk;
- Choosing appropriate models and assumptions for the measurement of ECL;
- Establishing the number and relative weightings of forward-looking scenarios and the associated ECL.

In assessing modification gain/loss for investment securities that are within the scope of the Government of Ghana's Domestic Debt Exchange Programme, modification gains/loss is calculated as the difference between the carrying value of the old investments and the fair value of new investments calculated as the present value of future cash flows using an appropriate discount rate.

In assessing the impairment for investment securities that are within the scope of the Government of Ghana's Domestic Debt Exchange Programme, impairment is calculated as the difference between carrying value of the exchanged investments and their fair value calculated as the present value of future cash flows using an appropriate discount rate.

Management has applied a range of valuation assumptions to arrive at a proxy for an appropriate discount rate due to the current complexities in Ghana's bond market. The discount rates used were 15.67%, 8% and 17% for the Government of Ghana Cedi bonds, local USD bonds and Ghana Cocoa Board bonds respectively.

Refer to Note 2.10 and 3.2.2 for further details on these estimates and judgements.

(b) Fair value of financial instruments

The fair value of a financial instrument is determined by reference to the quoted bid price or asking price (as appropriate) in an active market. Where the fair value of financial assets and financial liabilities recorded in the statements of financial position cannot be derived from an active market, it is determined using a variety of valuation techniques including the use of prices obtained in recent arms' length transactions, comparison to similar instruments for which market observable prices exist, net present value techniques and mathematical models. Input to these mathematical models is taken from observable markets where possible, but where this is not feasible, a degree of judgement is required in establishing fair values. Refer to Note 2.10.3 for further details on these estimates and judgements.

NOTES^(continued)

(All amounts are in thousands of Ghana Cedis)

6. CRITICAL ACCOUNTING JUDGEMENTS, ESTIMATES AND ASSUMPTIONS (Continued)

(c) Income taxes

Significant estimates are required in determining the provision for income taxes. There are many transactions and calculations for which the ultimate tax determination is uncertain during the ordinary course of business. The Bank recognises liabilities for anticipated tax audit issues based on estimates of whether additional taxes will be due. Where the final tax outcome of these matters is different from the amounts that were initially recorded, such differences will impact the income tax and deferred tax provisions in the period in which such determination is made.

Deferred tax assets are recognised for all unused tax losses to the extent that it is probable that taxable profit will be available against which the losses can be utilised. Significant management judgement is required to determine the amount of deferred tax assets that can be recognised, based upon the likely timing and level of future taxable profits together with future tax planning strategies.

(d) Lease term

In determining the lease term, management considers all facts and circumstances that create an economic incentive to exercise an extension option, or not exercise a termination option. Extension options (or periods after termination options) are only included in the lease term if the lease is reasonably certain to be extended (or not terminated).

The following factors are normally the most relevant:

- If there are significant penalties to terminate (or not extend), the group is typically reasonably certain to extend (or not terminate).
- If any leasehold improvements are expected to have a significant remaining value, the group is typically reasonably certain to extend (or not terminate).
- Otherwise, the Bank considers other factors including historical lease durations and the costs and business disruption required to replace the leased asset.

The lease term is reassessed if an option is actually exercised (or not exercised) or the Bank becomes obliged to exercise (or not exercise) it. The assessment of reasonable certainty is only revised if a significant event or a significant change in circumstances occurs, which affects this assessment, and that is within the control of the lessee.

NOTES^(continued)**(All amounts are in thousands of Ghana Cedis)****7. Net interest income**

Interest income	2023	2022
Loans and advances to customers	471,363	354,878
Placement with other banks	75,265	25,626
Investments securities	832,035	680,923
Total interest income	1,378,663	1,061,427

Interest income of GH¢1.52 (2022: GH¢6,111) on impaired loans and advances was not recognised because management considered it immaterial.

Interest expense	2023	2022
Current accounts	29,293	15,607
Savings accounts	5,776	3,982
Time and other deposits	308,759	262,539
Overnight and other borrowings	4,053	47,035
Lease liabilities	16,989	14,596
Total interest expense	364,870	343,759
Net interest income	1,013,793	717,668

8. Net fees and commission income

Fees and commission income	2023	2022
Fees on loans and advances	41,323	21,014
Customer account servicing fees	50,840	36,766
Electronic and card product fees	47,897	47,053
Money transfer services fees	495	2,705
Letters of credit and trade services fees	84,451	68,670
Total fees and commission income	225,006	176,208
Fees and commission expense		
Visa Charges	13,633	8,977
MasterCard Charges	15,826	11,450
Total fees and commission expense	29,459	20,427
Net fees and commission income	195,547	155,781

NOTES^(continued)**(All amounts are in thousands of Ghana Cedis)****9. Net trading income**

	2023	2022
a. Foreign exchange gain	332,656	156,749
b. Net income from other financial instruments carried at fair value	433	4,977

10. Other income

Profit on disposal of property and equipment Note 22 (b)	32	2,177
Loan recoveries	201	70
Sundry income	9,638	10,840
Modification gain on investment securities and loans with renegotiated terms	43,250	678
	53,121	13,765

Sundry income comprises mainly of brokerage commission on treasury bills. Modification gain of GH¢43,250 relate to fair value gains on bonds exchanged under the Domestic Debt Exchange Programme.

11. Net impairment losses on financial assets

	2023	2022
Loans and advances	16,288	18,444
Off balance sheet exposure	9,896	12,399
Investment securities	51,542	1,157,476
Loans written off	31,625	5,355
Net impairment loss on financial assets	109,351	1,193,674

12. Personnel expenses

Wages and salaries	147,655	120,358
Compulsory social security obligations	4,301	3,509
Contribution to defined contribution plan	4,136	3,373
Other staff cost	55,648	51,165
	211,740	178,405

The number of persons employed by the Bank at the end of the year was 778 (2022: 704).

NOTES^(continued)**(All amounts are in thousands of Ghana Cedis)****13. Leases****Amounts recognised in the statement of financial position**

Right-of-use assets	2023	2022
Cost at 1 January	110,933	107,999
Additions	5,412	2,934
	116,345	110,933
Accumulated depreciation at 1 January	16,262	11,392
Charge for the year (Note 22(a))	3,604	4,870
	19,866	16,262
Net book value as at 31 December	96,479	94,671
Lease liabilities		
At 1 January	108,678	100,505
Additions	5,733	1,932
Interest expense (Note 7)	16,989	14,596
Principal payments	(12,292)	(8,355)
At 31 December	119,108	108,678
Current	29,777	11,190
Non-current	89,331	97,488
	119,108	108,678

14. Other expenses

Advertising and marketing expenses	2,370	2,905
Administrative expenses	192,196	182,924
Director's emoluments	2,214	2,098
Auditor's remuneration	1,400	1,053
Donations and sponsorship (Corporate Social Responsibilities)	832	610
Insurance premium – Deposit Protection	20,680	14,934
	219,692	204,524

15. Income tax expense

Amounts recognised in profit or loss		
Current year income tax expense – See Note 15(a)	132,119	161,204
Deferred tax credit – See Note 24 (a)	214,169	(296,018)
	346,288	(134,814)

NOTES^(continued)

(All amounts are in thousands of Ghana Cedis)

(a) Income tax

31 December 2023	Balance at 1/1/2023	Charge for the year	Payments during the year	Extra Charge / Refunds received during the year	Write-Off	Balance at 31/12/2023
Income tax						
2022	42,586	-	-	-	-	42,586
2023	-	29,880	(259,066)	(45,004)	2,418	(271,772)
	(42,586)	29,880	(259,066)	(45,004)	2,418	(229,186)
National fiscal stabilisation levy & Financial sector recovery levy*						
2022	(54,385)	-	-	-	-	(54,385)
2023	-	102,239	(93,661)	54,385	-	62,963
	(54,385)	102,239	(93,661)	54,385	-	8,578
Total	(11,799)	132,119	(352,727)	9,381	-	(220,608)

31 December 2022	Balance at 1/1/2022	Charge for the year	Payments during the year	Extra Charge / Refunds received during the year	Write-Off	Balance at 31/12/2022
Income tax						
2021	(6,881)	-	-	-	-	(6,881)
2022	-	161,204	(116,589)	4,852	-	49,467
	(6,881)	161,204	(116,589)	4,852	-	42,586
National stabilisation levy						
2021	(3,730)	-	-	-	-	(3,730)
2022	-	-	(52,912)	2,257	-	(50,665)
	(3,730)	-	(52,912)	2,257	-	(54,385)
Total	(10,611)	161,204	(169,501)	7,109	-	(11,799)

NOTES^(continued)**(All amounts are in thousands of Ghana Cedis)****(b) Reconciliation of effective tax rate**

	2023 %	2023	2022 %	2022
Profit/ (loss) before tax		1,022,388		(554,584)
Income tax using domestic tax rate	25	255,597	(25.00)	(138,646)
Growth and Sustainability Levy	5	51,119	-	-
National stabilisation levy	-	-	(5.00)	(27,729)
Financial Sector Recovery Levy	5	51,119	(5.00)	(27,729)
Non deductible expenses	1.6	16,573	(2.24)	(12,423)
Origination and reversal of temporary differences	(21)	(214,169)	53.38	26,391
Prior Year Item	0.40	4,041	-	-
Change in prior year estimate	19	182,006	8.17	45,322
	(35)	346,288	(24.31)	(134,814)

16. Earnings per share**Basic and diluted earnings per share**

The calculation of basic and diluted earnings per share at 31 December 2023 was based on the profit/(loss) attributable to ordinary shareholders of GH¢676,100 (2022: (GH¢419,770)) and a weighted average number of ordinary shares outstanding of 4,000,000 (2022: 4,000,000,) calculated as follows:

	2023	2022
Net profit/(Loss) for the year attributable to equity holders of the Bank	676,100	(419,770)
Weighted average number of ordinary shares	4,000,000	4,000,000
Basic and diluted earnings per share	0.17	-0.10

17. Cash and bank balances

Cash on hand	285,100	227,688
Balances with Bank of Ghana	2,995,933	1,621,225
Balances with other local Banks	20,908	59,550
Balances with other foreign Banks	707,564	905,885
Items in course of collection	166,085	148,854
	4,175,590	2,963,202

Included in the balances with Bank of Ghana is an amount of GH¢1,740,548 (2022:GH¢1,127,563) representing the mandatory cash reserve as per the weekly Banking Supervision Department (BSD1) returns for the week ended 27 December 2023 (2022: 28 December 2022). This reserve represents and complies with the mandatory minimum of 15% for both Cedis and forex (2022: 14% and 13% for Cedis and Forex respectively) of the Bank's total deposits and is not available for use in the Bank's day to day operations. Cash in hand, items in course of collection and balances with Bank of Ghana are non-interest-bearing.

NOTES_(continued)**(All amounts are in thousands of Ghana Cedis)****(a) Cash and cash equivalents for purposes of the statement of cash flows**

	2023	2022
Cash and bank balances	4,175,590	2,963,202
Investment other than securities maturing within 90 days	252,161	400,699
Treasury bills maturing within 90 days	2,179,151	49,875
	6,606,902	3,413,776
Less mandatory cash reserve	(1,740,548)	(1,127,563)
	4,866,354	2,286,213

18a. Non - pledged trading assets

Government bonds	-	17,881
Fair value loss	-	(2,610)
	-	15,271
Current	-	15,271
Non-current	-	-

18b. Pledged trading assets

Government bonds	-	306
Fair value gain	-	1,645
	-	1,951
Current	-	1,951
Non-current	-	-

Zenith Bank (Ghana) Ltd signed on to the Government of Ghana Domestic Debt Exchange Programme on 14th February 2023. All the new bonds were recognised as hold to collect investments.

19. Investment securities

Modification and Impairment	Pledged 2023	Non-pledged 2023	Total 2023	Pledged 2022	Non-pledged 2022	Total 2022
Government Bonds:						
Gross Amount	-	3,917,887	3,917,887	-	4,082,047	4,082,047
Modification Gain	-	43,250	43,250	-	-	-
	-	3,961,137	3,961,137	-	-	-
Bank of Ghana Bills	-	2,179,151	2,179,151	-	501,226	501,226
Impairment	-	(294,388)	(294,388)	-	(1,163,434)	(1,163,434)
Total	-	5,845,900	5,845,900	-	3,419,839	3,419,839
Current			2,179,151			493,249
Non-current			3,666,749			2,926,590

NOTES^(continued)**(All amounts are in thousands of Ghana Cedis)**

Investments are Open Market Operations instruments, bills and bonds issued by the Government of Ghana, Bank of Ghana and Cocoa Board. These are measured at amortised cost. During the year, the bank exchanged GH¢2,675.75 million, USD 69.9 million and GH¢ 59.85 million of its existing Government of Ghana Cedi bonds, USD bonds and Cocoa Board bonds respectively for a series of bonds with maturity dates commencing from 2027-2038, 2027-2028 and 2024-2028 respectively, through the Ghana Domestic Debt Exchange Programme. The new bonds were successfully settled on February 21, 2023 for the Cedi Bonds and September 4, 2023, for the USD and Cocoa bonds and duly allocated to the bank on the Central Securities Depository.

Collateral accepted as security for assets

At 31 December 2023, the Bank had not pledged any (2022: GH¢306) of its investments in Government securities. The Bank has not received collateral that it is permitted to sell or re-pledge in case of default by counterparty.

For the purposes of the statement of cash flows, investment securities is made up of:

	2023	2022
Investment securities maturing within 90 days	2,179,151	450,574
Investment securities maturing after 90 days	3,666,749	2,969,265
	5,845,900	3,419,839

20. Investments (other than securities)

	2023	2022
FBN Ghana Limited	59,531	-
Fidelity Bank	95,308	-
Access Bank	97,322	-
Bank of Ghana	-	400,699
	252,161	400,699
Impairment	-	-
	252,161	400,699

Investments (other than securities) are all current. They are short-term lending attracting average interest of 5.65% and 3.80% on United States dollar and Euro lending respectively (2022: 25.5% on Ghana Cedi lending).

For the purposes of statement of cash flows, investments (other than securities) is made up of:

	2023	2022
Maturing within 90 days	252,161	400,699
Maturing after 90 days	-	-
	252,161	400,699

NOTES^(continued)**(All amounts are in thousands of Ghana Cedis)****21. Loans and advances to customers**

Loans and advances to customers at amortised cost	2,352,700	1,926,977
Finance leases	133,434	24,414
	2,486,134	1,951,391
Less: Loans written off	(149,895)	(5,355)
Allowance for impairment	(89,257)	(89,825)
Loans and advances to customers at amortised cost	2,246,982	1,856,211
Current	758,635	479,182
Non - Current	1,488,347	1,377,029

(a) Loans and advances to customers at amortised cost

	Gross amount 2023	Impairment allowance 2023	Carrying amount 2023	Gross amount 2022	Impairment allowance 2022	Carrying amount 2022
Individual customers	121,948	2,059	119,889	132,829	2,758	130,071
Corporate customers	2,214,291	87,198	2,127,093	1,813,207	87,067	1,726,140
Total loans and advances	2,336,239	89,257	2,246,982	1,946,036	89,825	1,856,211

(b) Allowances for impairment

	2023	2022
Balance at the beginning of the reporting year	89,825	71,593
Charge for the year	16,288	18,444
Allowances not required and written-off	(16,856)	(212)
Total allowances for impairment	89,257	89,825

NOTES_(continued)**(All amounts are in thousands of Ghana Cedis)****22. Property, plant and equipment**

	Leasehold Properties	Leasehold Improvements	Furniture and Equip- ment	Computers	Motor Vehicles	Capital work in Progress	Total
Cost							
Balances at 1 January 2022	140,744	10,446	20,082	9,128	19,871	15,207	215,478
Additions	1,634	2,116	4,216	4,007	14,203	11,105	37,281
Write-Off	-	-	-	-	-	(14)	(14)
Transfers	-	479	1,182	480	5,437	(8,237)	(659)
Disposals	-	(91)	(130)	-	(4,684)	-	(4,905)
Balance at 31 December 2022	142,378	12,950	25,350	13,615	34,827	18,061	247,181
Balance at 1 January 2023	142,378	12,950	25,350	13,615	34,827	18,061	247,181
Additions	-	1,041	4,662	29,708	9,783	45,179	90,373
Transfers	-	15	74	1,535	-	(1,808)	(184)
Disposals	-	-	(252)	(185)	(285)	-	(722)
Balance at 31 December 2023	142,378	14,006	29,834	44,673	44,325	61,432	336,648
Depreciation							
Balances at 1 January 2022	12,744	4,984	12,855	4,320	11,738	-	46,641
Depreciation for the year	2,820	1,774	3,615	3,249	5,319	-	16,777
Disposals	-	(72)	(60)	-	(3,337)	-	(3,469)
Balance at 31 December 2022	15,564	6,686	16,410	7,569	13,720	-	59,949
Balance at 1 January 2023	15,564	6,686	16,410	7,569	13,720	-	59,949
Depreciation for the year	2,848	1,894	3,479	7,100	7,619	-	22,940
Disposals	-	-	(252)	(184)	(157)	-	(593)
Balance at 31 December 2023	18,412	8,580	19,637	14,485	21,182	-	82,296
Carrying amounts							
Balance at 31 December 2022	126,814	6,264	8,940	6,046	21,107	18,061	187,232
Balance at 31 December 2023	123,966	5,426	10,197	30,188	23,143	61,432	254,352

There was no indication of impairment of property, plant and equipment held by the Bank at 31 December 2023 (2022: Nil). None of the property, plant and equipment of the Bank had been pledged as security for liabilities and there were no restrictions on the title of any of the Bank's property, plant and equipment at the reporting date and at the end of the previous year. There were no capitalised borrowing costs related to the acquisition of property, plant and equipment during the year (2022: Nil).

NOTES^(continued)**(All amounts are in thousands of Ghana Cedis)**

22. Property, plant and equipment (Continued)

Leasehold property represent lands held by the Bank under various leasehold agreements and the building on them. The leasehold lands are presented in property, plant and equipment by the Bank as an accounting policy choice.

(a) Depreciation and amortisation expense	2023	2022
Right of use assets (Note 13)	3,604	4,870
Property, plant and equipment (Note 22)	22,940	16,777
Intangible assets (Note 23)	5,835	5,274
	32,379	26,921
(b) Profit on disposal		
Cost	722	4,905
Accumulated depreciation	(593)	(3,469)
Carrying amount	129	1,436
Proceeds from disposal	161	3,613
Profit on disposal	32	2,177

23. Intangible assets

	2023	2022
Cost		
Balance at 1 January	22,107	15,118
Additions	9,808	6,331
Transfer from work-in-progress (Note 22)	184	659
Balance at 31 December	32,099	22,107
Amortisation		
Balance at 1 January	12,191	6,917
Amortisation for the year	5,835	5,274
Balance at 31 December	18,026	12,191
Carrying amount		
Balance at 1 January	9,917	8,201
Balance at 31 December	14,073	9,917

Intangible assets represent licenses for computer software. There was no indication of impairment of intangible assets held by the Bank at reporting date and at the end of the previous year. There were no capitalised borrowing costs related to the acquisition of intangible assets during the year (2022: Nil). There were no proceeds from the disposal of intangible assets during the year and thus no profit or loss was realised.

NOTES^(continued)**(All amounts are in thousands of Ghana Cedis)****24. Deferred tax assets and liabilities**

Deferred tax assets and liabilities are attributable to the following:

	2023			2022		
	Assets	Liabilities	Net	Assets	Liabilities	Net
PPE and intangibles	-	(18,661)	(18,661)	-	(16,089)	(16,089)
Staff Loans fair valuation	986	-	986	1,050	-	1,050
Right of use assets	7,758	-	7,758	5,432	-	5,432
Allowances for loan/Bonds losses	104,677	-	104,677	318,536	-	318,536
Net tax assets/ (liabilities)	113,421	(18,661)	94,760	325,018	(16,089)	308,929

(a) Movements in temporary differences during the year

For the year ended 31 December 2023	Balance at 1 January	Recognised in profit or loss	Recognised in other comprehensive income	Balance at 31 December
PPE and intangibles	(16,089)	(2,572)	-	(18,661)
Right of use of assets	5,432	2,326	-	7,758
Fair value changes on staff loans	1,050	(64)	-	986
Allowances for loan losses	318,536	(213,859)	-	104,677
	308,929	(214,169)	-	84,900

For the year ended 31 December 2022

PPE and intangibles	(12,370)	(3,719)	-	(16,089)
Right of use of assets	2,206	3,226	-	5,432
Modification loss on loan restructuring	811	(811)	-	-
Fair value changes on staff loans	755	295	-	1,050
Allowances for loan losses	21,509	297,027	-	318,536
	12,911	296,018	-	308,929

Recognised deferred tax assets

Recognition of deferred tax assets of GH¢113,421 (2022: GH¢325,018) is based on management's profit forecasts (which are based on available evidence, including historical levels of profitability), which indicated that it is probable that the Bank will have future taxable profits against which these assets can be utilised.

NOTES^(continued)**(All amounts are in thousands of Ghana Cedis)****25. Other assets**

	2023	2022
Prepayments	31,671	22,166
Mobile money drawers	560,396	306,196
Sundry receivables	51,433	45,399
	643,500	373,761
Current	643,500	373,761
Non - current	-	-

26. Deposits from banks and non-banks financial institutions

	2023	2022
Financial institutions (regulated)	39,247	17,907

Deposits from banks and non-banks financial institutions are current.

27. Deposits from customers

	2023	2022
Demand deposits	7,285,433	5,183,123
Term deposits	3,690,941	2,684,314
Savings deposits	726,149	540,764
	11,702,523	8,408,201
Analysis by type of depositors:		
Individual and other private enterprises	10,618,542	7,456,466
Public enterprises	1,083,981	951,735
	11,702,523	8,408,201
Current	11,702,523	8,408,201
Non - Current	-	-
Ratio of 20 largest depositors to total deposits	36.68%	32.48%

NOTES_(continued)**(All amounts are in thousands of Ghana Cedis)****28. Borrowings**

	2023	2022
Balances due to other banks and financial institutions	170,422	-
Current	170,422	-
Non - current	-	-

The Bank obtained loans from the underlisted institutions with details as follows:

Institution	Currency	Amount	Interest Rate (%)
Cal Asset Management Ghana Ltd	GHS	96,642	21.00
Agricultural Development Bank (ADB)	GHS	80,000	30.18
Cal Bank	GHS	20,000	30.18
Consolidated Bank Ghana Ltd	GHS	70,000	30.18
Fidelity Bank Ghana	GHS	140,000	26.38
Ghana Commercial Bank Ltd	GHS	100,000	30.40

The movement in borrowings is shown below:

At 31 December 2023

Lenders	At 1 January	Draw downs	Interest	Repayment	Exchange difference	At 31 December
Cal Asset Management Ghana Ltd	-	96,642	3,227	(99,869)	-	-
Agricultural Development Bank (ADB)	-	80,000	198	-	-	80,198
Cal Bank	-	20,000	50	-	-	20,050
Consolidated Bank Ghana Ltd	-	70,000	174	-	-	70,174
Fidelity Bank Ghana	-	140,000	155	(140,155)	-	-
Ghana Commercial Bank Ltd	-	100,000	250	(100,250)	-	-
	-	506,642	4,054	(340,274)	-	170,422

At 31 December 2022

Standard Chartered Bank Ghana (SCB)	154,536	-	1,531	(184,527)	28,460	-
	154,536	-	1,531	(184,527)	28,460	-

NOTES^(continued)**(All amounts are in thousands of Ghana Cedis)****29. Other liabilities**

	2023	2022
Accruals and other payables	99,315	91,249
Impairment on off-balance sheet exposures	30,780	20,884
Deferred Income	24,975	12,579
	155,070	124,712
Current	155,070	124,712
Non - current	-	-

30. Capital and reserves

Institution	2023 No. of Shares	2023 Proceeds	2022 No. of Share	2022 Proceeds
Authorised Ordinary Shares of no-par value ('000)	4,500,000	-	4,500,000	-
Issued Ordinary Shares of no-par value ('000)	4,000,000	400,000	4,000,000	400,000

Issued and fully paid	2023 No. of Shares	2022 Proceeds
Issued for cash consideration		
At 1 January	400,000	400,000

There were no calls or instalments unpaid at the reporting date. There were no shares held in treasury at year end.

(b) Nature and purpose of reserves**Statutory reserve**

This represents amounts set aside as a non - distributable reserve from annual profits in accordance with Section 34 of the Banks and Specialised Deposit Taking Institutions Act, 2016 (Act 930) and guidelines from the Central Bank.

Credit risk reserve

This reserve represents the cumulative balance of amounts transferred from/to retained profits to meet excess of impairment allowances based on Bank of Ghana's provisioning guidelines and IFRS.

NOTES^(continued)**(All amounts are in thousands of Ghana Cedis)****Credit risk reserve reconciliation**

This note represents a reconciliation between the Bank of Ghana provision and the IFRS impairment.

IFRS Impairment	2023	2022
Loans and Advances	89,257	89,825
Off balance sheet exposures	30,780	20,884
Total	120,037	110,709
Bank of Ghana Provision		
Loans and Advances	40,105	104,224
Off balance sheet exposures	13,094	16,190
Total	53,199	120,414
Credit Risk Reserve		
Balance at 1 January	9,704	19,439
Transfer from Credit Risk Reserve	(9,704)	(9,735)
Balance at 31 December	-	9,704

Retained earnings

This represents cumulative annual profits that are available for distribution to shareholders.

31. Dividend

The Directors do not recommend the payment of a dividend for the year ended 31 December 2023. No dividend payment was made for the year ended 31 December 2022.

32. Contingencies**(a) Claims and litigation**

The Bank is defending legal actions brought by various persons for claims. No provision in relation to these claims has been recognised in the financial statements as legal advice indicates that it is not probable that a significant liability will arise (2022: Nil).

(b) Contingent liabilities and commitments

As common with other banks, the Bank conducts business involving acceptances, performance bonds and indemnities. The majority of these facilities are offset by corresponding obligations of third parties. Contingent liabilities and commitments comprise acceptances, guarantees and letters of credit.

NOTES^(continued)**(All amounts are in thousands of Ghana Cedis)****Nature of instruments**

An acceptance is an undertaking by a bank to pay a bill of exchange drawn on a customer. The Bank expects most acceptances to be presented, but reimbursement by the customer is normally immediate.

Guarantees and Letters of Credit are given as security to support the performance of a customer to third parties. As the Bank will only be required to meet these obligations in the event of the customer's default, the cash requirements of these instruments are expected to be considerably below their nominal amounts.

Other contingent liabilities include transaction related to performance bonds and are, generally, short term commitments to third parties which are not directly dependent on the customer's creditworthiness.

Documentary credits commit the Bank to make payments to third parties, on production of documents, which are usually reimbursed immediately by customers.

The following tables summarise the nominal principal amount of contingent liabilities and commitments with off balance sheet risk:

	2023	2022
Contingent liabilities: Bonds and guarantees	1,221,715	1,141,384
Commitments: Clean line facilities for letters of credit	87,712	477,572
	1,309,427	1,618,955
Undrawn loan commitments	437,788	206,520

(c) Commitments for capital expenditure

At 31 December 2023, the Bank's commitment for capital expenditure was GH¢1,118 (2022: nil). This relates to capital commitments for new branches under construction and the balances have been confirmed and agreed with the vendors.

NOTES^(continued)**(All amounts are in thousands of Ghana Cedis unless otherwise stated)****33. Related parties**

Parties are considered to be related if one party has the ability to control the other party or exercise influence over the other party in making financial and operational decisions, or one other party controls both. The definition includes members of the Zenith Bank Group, key management personnel and the close members of their family. All related party transactions were conducted at arm's length.

(a) Parent

The parent company, which is also the ultimate controlling party, is Zenith Bank Plc. Transactions between Zenith Bank Plc. and subsidiaries also meet the definition of related party transactions. The parent company incurred expenditures in the normal course of business, mainly in the form of salary payments to seconded staff from the Parent Company and licence fees, which were recharged to the Bank at cost. During the year ended 31 December 2023, the Bank transacted the following business with related parties

	Note	2023	2022
Transactions during the year with the parent company			
Salaries and allowances for expatriate staff		2,483	2,415
Balances due to/ from parent company at year end			
Balances on nostro account		40,315	(215,755)
Derivative assets/ (liability)– Currency forward contracts	34	-	(1,617)

At 31 December 2023, the Bank was not holding any Government of Nigeria bills (2022: GH¢453 million) via Zenith Nominees Ltd, an affiliate entity.

(b) Transactions with key management personnel

The Bank's key management personnel, and persons connected with them, are also considered to be related parties for disclosure purposes. The definition of key management includes the close members of family of key personnel and any entity over which key management exercise control. The key management personnel have been identified as the executive, non-executive directors and members of the executive committee (EXCO) of the Bank. Close members of family are those family members who may be expected to influence or be influenced by that individual in their dealings with Zenith Bank (Ghana) Ltd.

	2023	2022
Transactions with key management personnel during the year		
Personal emoluments and directors fees	7,276	6,885
Loans and advances disbursed during the year	516	720
Interest earned on loans and advances	54	38
Balances with key management personnel at year end		
Loans and advances	1,231	1,477

Interest rates charged on balances outstanding are at concessionary rates and lower than the rates that would be charged in an arm's length transaction. The loans granted are secured over real estate and other assets of the respective borrowers. No impairment losses have been recorded against balances outstanding during the year with key management personnel, and no specific allowance has been made for impairment losses on balances with key management personnel and their immediate relatives at the year end. These balances have, however, been collectively impaired as part of the portfolio impairment assessment for unidentified loans and advances.

NOTES^(continued)**(All amounts are in thousands of Ghana Cedis unless otherwise stated)**

33. Related parties (Continued)

(c) Other related parties

	2023	2022
Balances with associated companies as at reporting period were:		
Bank balances with Zenith Bank (UK) (Nostros)	92,533	280,402
Derivative asset – Zenith Bank UK	1,921	-

(d) Shareholders

Name	2023		2022	
	No. of shares held	Percentage shareholding	No. of shares held	Percentage shareholding
Zenith Bank PLC	3,976,800	99.42%	3,976,800	99.42%
Equatorial Cross Acquisitions	23,200	0.58%	23,200	0.58%
	4,000,000	100%	4,000,000	100%

34. Derivative financial liabilities

Name	2023		2022	
	No. of shares held	Percentage shareholding	No. of shares held	Percentage shareholding
Forward currency contracts	433	(1,617)		
Current	433	(1,617)		
Non-current	-	-		
Forward currency contracts – Zenith Bank Plc – Liabilities	-	(1,617)		
Forward currency contracts – Zenith Bank UK – Asset	1,921	-		
FX Swap contracts – Bank of Ghana - Liabilities	(1,488)	-		
	433	(1,617)		

Derivative financial instruments relate to receivables and payables on non-deliverable forward contracts the Bank entered into with Zenith Bank UK for purposes of managing foreign currency risks in relation to its Nostro balance with Zenith Bank Plc. They also include FX Swap contract the Bank entered with Bank of Ghana to generate additional income. All the derivative financial instruments have a maturity period of less than six months.

The foreign currency forward balance was from an underlying receivable of GH¢241.4 million (2022: GH¢296 million) from Zenith Bank UK, and GH¢239.5 million (2022: GH¢294 million) payable to Zenith Bank UK. The foreign currency swap balance was from an underlying receivable of GH¢65.4 million (2022: nil) from Bank of Ghana, and GH¢66.9 million (2022: nil) payable to Bank of Ghana. Under the terms of the agreements, the amounts payable by the Bank are offset against receivables from the counterparties and only the net amounts are settled. The receivable and payable amounts have therefore been presented on a net basis in the statement of financial position.

35. Subsequent events

Events subsequent to the reporting date are reflected in the financial statements only to the extent that they relate to the year under consideration and the effect is material. There were no subsequent events after the reporting date of 31 December 2023.

NOTES^(continued)

(All amounts are in thousands of Ghana Cedis)

36. Operational risk

'Operational risk' is the risk of direct or indirect loss that the Bank will suffer due to an event or action resulting from the failure of its internal processes, people and systems, or from external events. Key operational risks are managed in a timely and effective manner through a framework of policies, procedures and tools to identify, assess, monitor, control and report such risks. The Bank manages its operational risk at three distinct levels, each with clearly defined roles and responsibilities as follows:

(a) Business Units and Support Functions

Business Units and Support Functions own and are responsible for understanding the operational risk inherent in their material products, activities, processes and systems. They are responsible for the consistent implementation of the operational risk management framework in their area of responsibility on a day-to day basis. This includes identifying the risks, establishing controls, and managing the risks in accordance with the Bank's overall risk tolerance and operational risk policies.

(b) Operational Risk Management (ORM)

The ORM function has direct responsibility for formulating and implementing the Bank's ORM framework including methodologies, policies and procedures approved by the Board. ORM function works with the Business Units and Support Functions to ensure that the day-to-day operations of the Bank are in line with the approved ORM policies. The unit provides trainings and workshops to facilitate interpretation and implementation of the various ORM programs. The unit continuously monitors the effectiveness and the quality of the controls and risk mitigation tools.

(c) Internal Audit

The mission of Internal Audit is to provide an independent assurance of the design and effectiveness of internal controls over the risks to the Bank's business performance. In carrying out this function, Internal Audit provides specific recommendations for improving the governance, risk & control framework. The role of the Internal Audit function is to conduct regular independent evaluation and review of the Bank's policies, procedures and practices in relation to the ORM Policy Framework and report the results to the Board.

VALUE ADDED STATEMENT

(All amounts are in thousands of Ghana Cedis)

	Note	2023	2022
Interest earned and other operating income		1,936,758	1,399,361
Direct cost of services and other costs		(611,806)	(566,612)
Value added by banking services		1,324,952	832,749
Non - banking income	10	53,121	13,765
Impairments	11	(109,351)	(1,193,674)
Value added		1,268,722	(347,160)
Distributed as follows:			
To employees			
Directors (without executives)	14	(2,214)	(2,098)
Executive Directors		(2,016)	(1,539)
Other employees		(209,724)	(176,866)
Total		(213,954)	(180,503)
To Government			
Income Tax	15	(346,288)	134,814
To providers of capital			
Dividends to shareholders		-	(152,000)
To expansion and growth			
Depreciation and amortisation	22(a)	(32,379)	(26,921)
Retained earnings		676,101	(571,770)

ZENITH BANK MARKS 18TH ANNIVERSARY WITH SUPPORT OF GHS150,000 TO KORLE BU CHILDHOOD CANCER UNIT




Zenith Bank has presented a cheque of GHS150,000 to the Pediatric Oncology Unit of the Korle Bu Teaching Hospital (KBTH).

The donation, a CSR initiative undertaken by the Bank commemorate its 18th Anniversary celebration, was in response to an appeal by Lifeline for Childhood Cancer Ghana (LCCG), a non-governmental organization dedicated to making childhood cancer a national health priority whilst facilitating and increasing access to optimal medical care and treatment for children with cancer.

Managing Director/Chief Executive Officer of Zenith Bank, Mr. Henry Onwuzurigbo, who led an executive team to make the presentation said the Banks Corporate Social Responsibility (CSR) spans across various sectors including health.

He said, when LCCG approached the Bank for support, the management team deliberated on it and decided to provide the amount as a start.

Cancer Ghana spoke with our colleagues about the cause she is championing, we saw that it is one that needed some form of assistance especially from corporate institutions," he said.




"The timing was also right as September is Childhood Cancer Awareness month globally as well as the month of the Banks 18th Anniversary" he added. Mr. Onwuzurigbo said the donation is the beginning of a long-term relationship between Zenith Bank and the Unit.

Prof. Lorna Reinner, Pediatric Oncologist at Korle-Bu Teaching Hospital who spoke on behalf of the Pediatric Oncology Unit expressed appreciation to Zenith Bank for the very kind gesture.

Officials of the Bank were taken on a tour of the Pediatric oncology ward where they interacted with the Doctors, children, caregivers, the medical personnel on duty and also presented gifts to the children. The officials also visited the project site for the construction of the 40-bed children's cancer ward.

Zenith Bank Ghana is Headline Sponsor for the 2022 WAEC Distinction Awards Ceremony



Henry Onwuzurigbo, MD/CEO of Zenith Bank Ghana (extreme left), presenting a cheque of GHS30,000 to Alex Opoku Manu (extreme right), Overall Best Candidate, WASSCE for School Candidates 2022.

Zenith Bank (Ghana) Ltd has demonstrated its commitment to the promotion of educational excellence in the country by sponsoring, for the third time running, the award of Overall Best Candidate, West African Senior School Certificate Examinations for School Candidates, 2022.

At the 2022 WAEC Distinction Awards ceremony, organised by the West African Examination Council (WAEC) which took place at the Sakyi-Asare Menako Hall, Cantonments on Thursday June 22, 2023 in Accra, Managing Director/Chief Executive Officer of Zenith Bank, Mr. Henry Onwuzurigbo, presented Alex Opoku Manu, former student of the St. James Seminary Senior High School in Sunyani, with a cash prize of GHS 30,000 and a laptop for being the Overall Best Candidate.

According to the MD/CEO, "The achievement of Master Alex Opoku Manu is an attestation of extraordinary academic performance.

The Bank's decision to sponsor the award of Overall Best Candidate for the third year in a row is in line with the Bank's mission, "To continue to invest in the best people, technology and environment to underscore our commitment to achieving customer enthusiasm."

Alex, who is currently studying Human Biology at the Kwame Nkrumah University of Science and Technology (KNUST), also received a cash prize, and a certificate from the WAEC Endowment Fund. Whilst his alma mater received a plaque.





NATIONAL HONOURS & AWARDS 2023



Zenith Bank Ghana receives the
PRESIDENTIAL HONOUR FOR DISTINGUISHED SERVICE (PLATINUM)

*in recognition of the
Bank's Humanitarian Services to the
people of Ghana during the COVID-19 Period.*

Zenith Bank @ 18

Celebrating a Legacy of Financial Excellence

Anniversary Celebration Highlights



ZENITH BANK TAKES OVER ACCRA WITH THE ZENITH HEALTH WALK 2023



THE
ZENITH HEALTH WALK
— 2023 —
Everyone Can Bank With Us



ZENITH BANK GHANA'S 2023 CHRISTMAS LIGHT UP CEREMONY & CAROLS NIGHT



ZENITH HEIGHTS, INDEPENDENCE AVENUE



BIG SIX & T3 ROUNDABOUTS & MEDIANS, AIRPORT





Follow us on Social Media!

And lets get connected.



 Zenithbankghana

 Zenith Bank Ghana Limited

 Zenith Bank Ghana Limited

 Zenithbank_gh

